

Cross-modal distillation for RGB-depth person re-identification

Hafner, Frank M.; Bhuyian, Amran; Kooij, Julian F.P.; Granger, Eric

DOI

[10.1016/j.cviu.2021.103352](https://doi.org/10.1016/j.cviu.2021.103352)

Publication date

2022

Document Version

Final published version

Published in

Computer Vision and Image Understanding

Citation (APA)

Hafner, F. M., Bhuyian, A., Kooij, J. F. P., & Granger, E. (2022). Cross-modal distillation for RGB-depth person re-identification. *Computer Vision and Image Understanding*, 216, Article 103352. <https://doi.org/10.1016/j.cviu.2021.103352>

Important note

To cite this publication, please use the final published version (if applicable). Please check the document version above.

Copyright

Other than for strictly personal use, it is not permitted to download, forward or distribute the text or part of it, without the consent of the author(s) and/or copyright holder(s), unless the work is under an open content license such as Creative Commons.

Takedown policy


Please contact us and provide details if you believe this document breaches copyrights. We will remove access to the work immediately and investigate your claim.

Green Open Access added to TU Delft Institutional Repository

'You share, we take care!' - Taverne project

<https://www.openaccess.nl/en/you-share-we-take-care>

Otherwise as indicated in the copyright section: the publisher is the copyright holder of this work and the author uses the Dutch legislation to make this work public.



Cross-modal distillation for RGB-depth person re-identification

Frank M. Hafner^{a,*}, Amran Bhuyian^{b,d}, Julian F.P. Kooij^c, Eric Granger^b

^a 3M Health Information Systems, Hauptstrasse 53, Kreuzlingen, Switzerland

^b LIVIA, Department of Systems Engineering, École de technologie supérieure, Montreal, Canada

^c Intelligent Vehicles Group, Delft University of Technology, Delft, The Netherlands

^d Department of CSTE, Noakhali Science & Technology University, Noakhali 3814, Bangladesh

ARTICLE INFO

Communicated by Nikos Paragios

MSC:
68T45
68T40

Keywords:
Person re-identification
Cross-modal
Neural Networks
Knowledge Distillation
GDPR

ABSTRACT

Person re-identification is a key challenge for surveillance across multiple sensors. Prompted by the advent of powerful deep learning models for visual recognition, and inexpensive RGB-D cameras and sensor-rich mobile robotic platforms, e.g. self-driving vehicles, we investigate the relatively unexplored problem of cross-modal re-identification of persons between RGB (color) and depth images. The considerable divergence in data distributions across different sensor modalities introduces additional challenges to the typical difficulties like distinct viewpoints, occlusions, and pose and illumination variation. While some work has investigated re-identification across RGB and infrared, we take inspiration from successes in transfer learning from RGB to depth in object detection tasks. Our main contribution is a novel method for cross-modal distillation for robust person re-identification, which learns a shared feature representation space of person's appearance in both RGB and depth images. In addition, we propose a cross-modal attention mechanism where the gating signal from one modality can dynamically activate the most discriminant CNN filters of the other modality. The proposed distillation method is compared to conventional and deep learning approaches proposed for other cross-domain re-identification tasks. Results obtained on the public BIWI and RobotPKU datasets indicate that the proposed method can significantly outperform the state-of-the-art approaches by up to 16.1% in mean Average Precision (mAP), demonstrating the benefit of the distillation paradigm. The experimental results also indicate that using cross-modal attention allows to improve recognition accuracy considerably with respect to the proposed distillation method and relevant state-of-the-art approaches.¹

1. Introduction

Person re-identification is an important function in many monitoring and surveillance applications, such as multi-camera target tracking, pedestrian tracking in autonomous driving, access control in biometrics, search and retrieval in video surveillance, and forensics (Gong et al., 2014; Zheng et al., 2016), and, as such, has gained much attention in recent years. Given the query image of an individual captured using a network of distributed cameras, person re-identification seeks to recognize that same individual over time within a gallery of previously-captured images (Shoubiao et al., 2018).

Re-identification remains a challenging problem in real world applications due to low resolution images, occlusions, miss-alignments, background clutter, motion blur, and variations in pose, scale and illumination. This paper focuses on the cross-modal variant of this task, which requires matching a person's appearance across RGB and depth modalities. Fig. 1 visualizes the difference between the conventional single modality re-identification task (Fig. 1(a)) and the cross-modal re-identification task (Fig. 1(b)) addressed in this work.

Although several methods have been proposed for cross-modal re-identification between RGB and infrared images (Wu et al., 2017b; Ye et al., 2018a,b; Dai et al., 2018; Wang et al., 2020a), almost no research addressing RGB and depth images exists and ahead of our work no deep learning based methods have been applied to the task (Zhuo et al., 2017; Hafner et al., 2019). However, sensing across RGB and depth modalities is important in many real-world scenarios, such as video surveillance systems that must recognize individuals in poorly illuminated environments (Sudhakar et al., 2017).

Other use cases include robotics and autonomous vehicles, which require tracking pedestrians around their vicinity, where some regions are covered by lidar sensors, and others by RGB cameras (Dimitrievski et al., 2019; Navarro et al., 2017; Caesar et al., 2020). Besides these practical applications, research in cross-modal re-identification can also help legal interpretation of depth-based images concerning privacy data protection (e.g. within GDPR) (George et al., 2018). While it is clear that person data from a RGB camera is highly sensible concerning

* Corresponding author.

E-mail address: frank.m.hafner@gmail.com (F.M. Hafner).

¹ Code: <https://github.com/frhf/cross-modal-distillation-reidentification>.

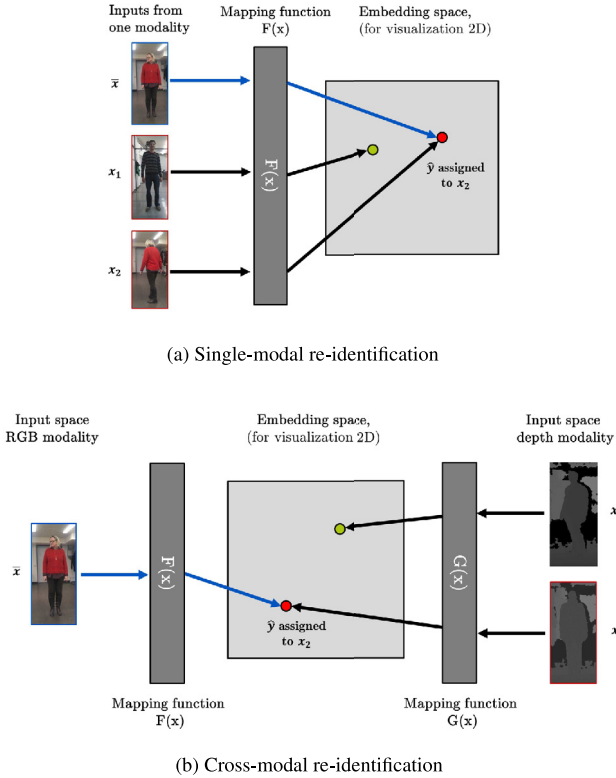


Fig. 1. (a) Single-modal re-identification embeds input (from the same modality) to a common latent feature space via an embedding function $F(x)$, such that different images from the same individual are close together in the mapping. \bar{x} corresponds to the query image, which needs to be matched with gallery images x_1 and x_2 , where one is from the same class as \bar{x} . \hat{y} is associated to the embedding closest in the latent space to \bar{x} . (b) Cross-modal re-identification creates a shared embedding for multiple modalities, each with their own mapping function. Here, the embedding functions are defined as $F(x)$ for RGB and $G(x)$ for depth, respectively.

data privacy, it is still unclear how much private information can be extracted from depth images.

In this paper, a new cross-modal distillation training procedure is proposed for robust person re-identification across RGB and depth sensors. The task is addressed by creating a common embedding of images from both the depth and RGB modalities, as visualized in Fig. 1(b). The proposed method exploits a two-step optimization process. In the first step a network is optimized based on data from the first modality, and in the second step the embeddings and weights of this first neural network provide guidance to optimize a second network. The optimization is based on the final embedding layer of the networks to guarantee an embedding in a common feature space for both modalities. The idea behind this approach is to enable a transfer of learned structural representations from the depth modality to the RGB modality, and, therefore, enforce similar feature embeddings for both modalities.

To increase the feature granularity, there is a common trend to use the attention mechanism to address the issue of misalignment in re-identifications. Inspired by the recent success of the gated attention mechanism (Kiran et al., 2021; Bhuiyan et al., 2020; Subramaniam et al., 2019), we propose to additionally integrate a cross-modal gated attention mechanism to mitigate the misalignment issue by dynamically selecting the CNN filters. Most of these state-of-the-art approaches use different contextual information to gate the backbone architecture. For instance, Kiran et al. (2021) uses optical flow, Subramaniam et al. (2019) uses co-segmentation and Bhuiyan et al. (2020) uses pose guided contextual information. Unlike (Kiran et al., 2021; Bhuiyan et al., 2020) and Subramaniam et al. (2019), we introduce the use

of cross-modal contextual information, i.e the contextual information from one modality is processed to gate the backbone architecture of another modality. Following the common trend in Kiran et al. (2021), Bhuiyan et al. (2020) and Subramaniam et al. (2019), we rely on a simple gated attention mechanism which allows for multiplicative interaction between the input features from one modality and the attention map from another modality. This attention is applied into mid-level layer of the respective CNN stream that provide back-propagated gradients corresponding to the amplified local similarities.

The contributions of our work are as follows:

(i) A cross-modal distillation training procedure is adopted to transfer an embedding representation from one modality to the other by exploiting the intrinsic relation between depth and RGB. (ii) We quantitatively and qualitatively show that an ideal deep feature distillation for the task needs to take place from depth to RGB. Hence, the experiments give an understanding of the relationship of the RGB and depth modality. (iii) We propose to integrate a cross-modal gated attention mechanism into the proposed distillation technique for fine-grained recognition in the embedded space. (iv) An extensive experimental validation is conducted to compare the performance to state-of-the-art methods for cross-modal person re-identification between RGB and depth. On this basis the advantages of the proposed method are shown on multiple RGB-D based benchmark re-identification datasets.

This paper contains a complete discussion of the cross-modal distillation idea for person re-identification between RGB and depth and extends our work in Hafner et al. (2019) by comparing to another set of state-of-the-art methods (Wu et al., 2017b), conducting an ablation study and a hyperparameter optimization in search of the ideal embedding size. The code to reproduce the results of this paper is published on github.²

2. Related work

The area of person re-identification has received much attention in recent years (Zheng et al., 2016). This section provides a summary of the state-of-the-art conventional, deep learning and cross-modal techniques as they relate to our research.

Conventional Methods. Conventional approaches for person re-identification from a single modality can be categorized into two main groups — direct methods with hand-crafted descriptors or learned features and metric learning based approaches. Direct methods for re-identification are mainly devoted to the search of the most discriminant features to design a powerful descriptor (or signature) for each individual regardless of the scene (Bhuiyan et al., 2014; Liao et al., 2015; Panda et al., 2017). In contrast, in metric learning methods, a dataset of different labeled individuals is used to jointly learn the features and the metric space to compare them, in order to guarantee a high re-identification rate (Liao et al., 2015).

Deep Learning Methods. The idea of using a deep learning architecture for person re-identification stems from Siamese CNN with either two or three branches for pairwise verification loss (Xiao et al., 2016) or triplet loss (Hermans et al., 2017; Ristani and Carlo, 2018), respectively. Some of those approaches use their own network architectures, by proposing new layers (Ahmed et al., 2015) or by fusing features from different body parts with a multi-scale CNN structure (Cheng et al., 2016; Li et al., 2017). Another stream of works addresses the problem with *transfer learning* (Geng et al., 2016; Xiao et al., 2016; Li et al., 2018). Here, the distribution of the training data from the source domain is different from that of the target domain. The most common deep transfer learning strategy for re-identification (Geng et al., 2016) is to pre-train a base network on a large scale or combination of different datasets as source dataset, and transfer learned representation to the target dataset. A variant of other transfer learning approaches for re-identification (Xiao et al., 2016; Li et al., 2018) leverages the

² Code will be published upon paper acceptance.

idea of joint or multi-task learning considering combination of different re-identification datasets, or auxiliary datasets to minimize the cross-domain discrepancy. However, these transfer learning methods depend on the assumption that the tasks are the same and in a single modality and, hence unsuitable when the source and target domains are heterogeneous.

Cross-Modal Methods. While the progress in re-identifying persons in single modalities was significant, lately the task of cross-modal re-identification receives more attention. Several works (Wu et al., 2017b; Ye et al., 2018a,b; Dai et al., 2018; Wu et al., 2017a; Zhuo et al., 2017; Wang et al., 2020a) investigated the task of cross-modal person re-identification. Recently, several approaches have been proposed for cross-modal person re-identification between RGB and infrared images (Wu et al., 2017b; Ye et al., 2018a,b; Dai et al., 2018; Wang et al., 2020a; Fan et al., 2020; Wang et al., 2020b; Lu et al., 2020). To embed the RGB and IR modalities in a common feature space, the authors in Wu et al. (2017b) and Ye et al. (2018a,b) analyze several neural networks architectures: zero padding and one-stream networks (Wu et al., 2017b), and two streams network (Wu et al., 2017b) and Ye et al. (2018a,b) with different losses. Additionally, the problem has been addressed in adversarial way in Dai et al. (2018) and Wang et al. (2020a). Interestingly, (Wang et al., 2020a; Lu et al., 2020) identified paired images for training is crucial for the re-identification problem within RGB-infrared and construct those via a GAN. Recently, the problem has been addressed by exploring the potential of both the modality-shared information and the modality-specific characteristics. Another group of cross-modal re-identification approach (Yan et al., 2018; Zheng et al., 2020; Farooq et al., 2020) considers a natural language description of an individual with his/her visual cues. Most of these approaches (Zheng et al., 2020; Farooq et al., 2020) jointly optimize the two modalities by adapting different matching strategies. There are a few works in the literature that consider a *multi-modal* person re-identification scenario (Enzweiler and Gavrilu, 2011; Wu et al., 2017a) by fusing the RGB and the depth information in order to extract robust discriminative features. In Wu et al. (2017a), a depth-shape descriptor called eigen-depth is proposed to extract describing features from the depth domain. Zhuo et al. (2017) used the same features to perform cross-modal re-identification between depth and RGB. Uddin et al. (2019) combined a body partitioning method and a HOG based feature extraction with a metric learning approach to enable cross-modal person re-identification.

In contrast to the approaches described above for cross-modal re-identification, we propose to employ the cross-modal distillation idea by means of a deep transfer learning technique. The idea of the method is inspired by the work on supervision transfer of Gupta et al. (Gupta et al., 2016). However, supervision transfer (Gupta et al., 2016) and our approach aim at different problems with different focuses of method design: supervision transfer solves the problem of limited data availability for object detection problems with a transfer scheme from RGB to depth. Our method is using the distillation paradigm to transfer knowledge from one modality to a second modality to solve the re-identification task across the two modalities. Therefore, contrary to Gupta et al. Gupta et al. (2016), the task has to be solved across modalities in the same feature space and is not considered a pre-training procedure as in Gupta et al. (2016). Additionally, in Gupta et al. the direction of transfer is defined as from RGB to depth. In contrast, in this work the ideal direction of transfer is investigated in detail and a transfer from depth to RGB is shown to be superior for the application.

3. Cross-modal distillation for re-identification

In this section the cross-modal distillation approach is presented. The approach is used for training of neural networks for cross-modal person re-identification between RGB and depth and is trained with labeled image data from both modalities. During inference, the trained

networks then allow to recognize the same person captured using either the RGB or depth sensor. This work extends our previous work (Hafner et al., 2019) as the first work to apply deep neural networks architectures to solve cross-modal person re-identification between RGB and depth.

3.1. Task description

Consider a query image \hat{x} , and a set of gallery images x_1, \dots, x_M with associated labels y_1, \dots, y_M , such that y_i indicates the individual present in image x_i . Each image contains a single individual cropped from a larger input image. In single-modal re-identification, both query $\hat{x} \in \mathcal{X}$ and gallery images $x_i \in \mathcal{X}$ are from the same input space \mathcal{X} . The general approach to person re-identification is to apply a mapping from the input images to an embedded space, where input samples of the same individual are mapped close together, and of different individuals are further apart. Fig. 1(a) shows how this embedding is used during test time for the standard single-modal case with RGB color images. The query image \hat{x} is mapped to the embedded space $F(\hat{x})$, where the distances to the gallery images $F(x_i)$ are compared. The identified person \hat{y} for query \hat{x} is then the individual corresponding to the closest embedded gallery image \hat{i} , i.e.

$$\hat{y} = y_{\hat{i}} \quad \text{where} \quad \hat{i} = \underset{i}{\operatorname{argmin}} d(F(\hat{x}), F(x_i)). \quad (1)$$

where d is the distance metric for the embedding, typically the Euclidean distance $d(a, b) = \|a - b\|$. During training, the learning objective is therefore to estimate a suitable mapping $F(x)$ from available training data.

For cross-modal re-identification an additional challenge is added, namely query $\hat{x} \in \mathcal{X}_{m1}$ and gallery images $x_i \in \mathcal{X}_{m2}$ are from separate input spaces \mathcal{X}_{m1} and \mathcal{X}_{m2} , e.g. \mathcal{X}_{m1} is the RGB modality and \mathcal{X}_{m2} the depth modality. Fig. 1(b) shows an example with a depth image as query, using RGB gallery images. Since both input spaces have to be mapped to the same latent space, training involves the additional challenge of learning a mapping $G(x)$ for depth images to the feature space shared with RGB mapping $F(x)$. Therefore, Eq. (1) with RGB query and depth gallery images changes to

$$\hat{y} = y_{\hat{i}} \quad \text{where} \quad \hat{i} = \underset{i}{\operatorname{argmin}} d(F(\hat{x}), G(x_i)). \quad (2)$$

3.2. Training and inference

The problem of cross-modal person re-identification is addressed by our novel cross-modal training and inference. The training of the networks is divided into two steps to exploit the relationship between depth and RGB and visualized in Fig. 2. The steps are generic, hence we can either treat RGB as the source and depth as the target domain, or vice versa. To allow for transfer between three-channel RGB and single-channel depth, the inputs are homogenized by duplicating the depth channel into three identical ones.

In step I of a training with cross-modal distillation, a neural network F is trained for sensing in a first modality. Afterwards, the network is frozen as F_{fr} , with corresponding weights $W_{F,fr}$. In step II, a new network G for the second modality is created that maps to the same embedded space as F . We create the new network G using the same architecture as the trained network F from step I. Similarly to Gupta et al. (2016), the weights of the converged model from step I, $W_{F,fr}$, are copied to G to serve as initialization. Additionally, the weights of the mid-level convolutional layer up to the final feature embedding in G are frozen. As a result, network G can relearn low-level features in the second modality, but retains the high-level embedded space of the first network. With this approach, we restrict the learning in the second modality and, hence, force the network to learn to extract similar features in the second modality as in the first modality.

For the actual transfer of knowledge we make use of paired images X_{m1} from modality 1 and X_{m2} from modality 2. The aim is to optimize G

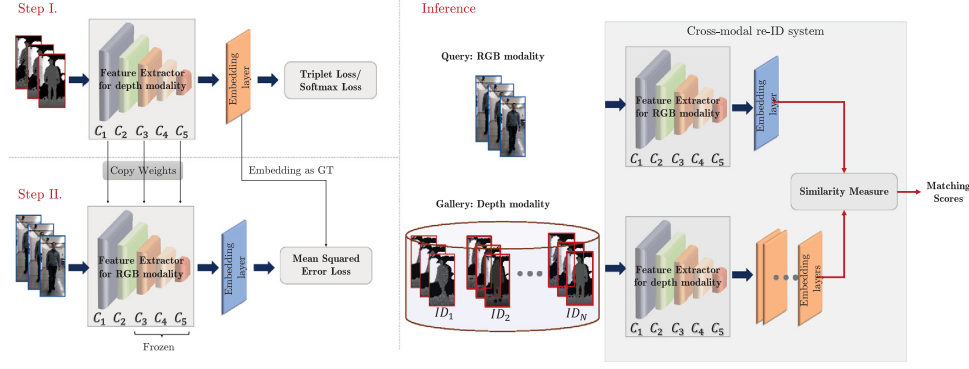


Fig. 2. Two step training scheme and inference for the proposed training procedure for cross-modal distillation. Step I involves training of a CNN for single-modal re-identification. In step II, the knowledge from the first modality is transferred to the second one. During inference, query and gallery images from different modalities are evaluated to produce feature embeddings and matching scores for cross-modal re-identification. As an example, this Figure shows a transfer from depth to RGB, and inference using RGB as query and depth as gallery. The modalities can be interchanged in both cases.

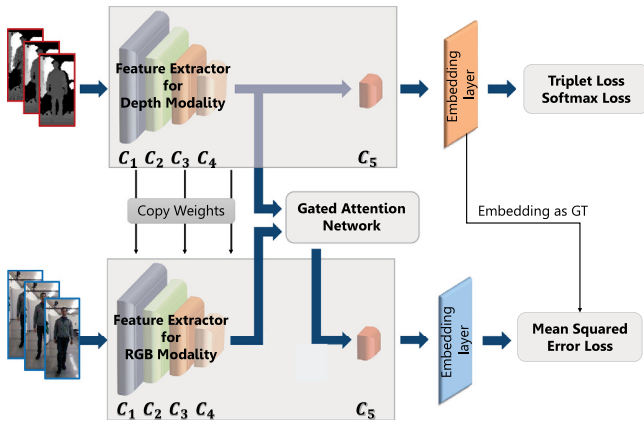


Fig. 3. Illustration of the proposed gated attention network.

in such a way that the embeddings of images from the second modality X_{m_2} with label y are close to the embeddings of images from the first modality X_{m_1} with the same label y . This is realized by exploiting image pairs $x_{m_1,i}$ and $x_{m_2,i}$ from the two modalities, which are considered coupled as they are taken at the exactly same time step. Hence, the embedding of $x_{m_1,i}$ is obtained with a forward propagation through the frozen network F_{fr} , and is taken as the groundtruth for the embedding of $x_{m_2,i}$ with the, at this stage, partly optimizable weights of network G . Since during inference mode the embeddings will be compared based on Euclidean distance, we aim to minimize this metric between the two embeddings. Hence, we make use of the mean squared error (MSE) loss between the embeddings of paired images $F_{fr}(x_{m_1,i})$ and $G(x_{m_2,i})$:

$$L_{MSE} = \frac{1}{N} \sum_{i=1}^N \|F_{fr}(x_{m_1,i}) - G(x_{m_2,i})\|^2 \quad (3)$$

where N is the batch size for training.

During inference, the two resulting networks, F_{fr} , and G_{fr} , are evaluated in the corresponding modalities to provide feature embeddings for input images. Similarity between these representations is measured using Euclidean distance as introduced in Eq. (2). No coupled images are needed for inference.

3.3. Gated attention network

A gated attention network typically receives a gating signal from another module that provides contextual information (Kiran et al., 2021; Bhuiyan et al., 2020; Subramaniam et al., 2019). We here propose to use a gating signal from one modality to act on the backbone of

the other modality during training and thereby especially reinforce the features needed for cross-modal matching. At test time, the input will only contain a single modality, and thus then the attention is computed on that input modality instead, i.e. at test time the network performs self-attention.

In particular, we use depth to gate the backbone of the RGB backbone during training. The task of the gated fusion network is to enable the backbone network to learn informative feature by fusing RGB and depth features within local receptive fields at a fused layer. The gated attention network, illustrated in Fig. 3, takes two inputs: RGB-based appearance features, F^l of dimension $b \times c_l \times h' \times w'$ from l th layer of backbone architecture and the depth features, G^l of dimension $b \times c_l \times h' \times w'$ from the depth stream. To get the gated signal, the extracted features from the l th layer of the depth stream are pooled in the channel dimension to produce features for attention in the spatial dimension. The features are then activated by a function to produce a spatial soft attention map: $a^l = \Psi(G^l)$; where Ψ is the Sigmoid activation function, and a^l is the gated output of the activation function of size $b \times 1 \times h' \times w'$. We use a simple and effective scheme to align the RGB-based appearance feature using that gated signal. First, we compute F_a^l , the Hadamard product (element-wise multiplication) between RGB-based appearance feature F^l and gated attention a^l . F_a^l is then added to the original F^l to obtain the final aligned attention map F_g^l for the remaining layers in the backbone network of the RGB-stream:

$$F_a^l = F^l \otimes a^l \quad F_g^l = F_a^l + F^l \quad (4)$$

where \otimes denotes element-wise Hadamard product.

At test time the attention is instead computed on the feature map of the now uni-modal input, $a^l = \Psi(F^l)$, since the training procedure has ensured that the feature map of the input modality closely matches the map that the other modality would have provided.

4. Experimental methodology

We here present the implementation of the cross-modal distillation approach, the two RGB-D person re-identification datasets, and the evaluation protocol and metrics that we will use to validate our proposed approach. While these are public datasets, they were not originally designed for cross-modal person re-identification, hence we first present their relevant properties in this context.

4.1. Implementation

For this work a selection of successful feature extraction networks and loss functions will be deployed. For the validation of the concepts in this work residual neural networks with 50 layers (ResNet50) (He et al., 2016) which are pre-trained on ImageNet was chosen as a good

compromise between depth and accuracy. The ResNet architecture was shown to be effective for several person re-identification applications (Ristani and Carlo, 2018; Zheng et al., 2017). Furthermore, we consider two possible loss functions, triplet loss and softmax loss, which both have been successfully applied in single-modal person re-identification (Zheng et al., 2016; Hermans et al., 2017). We will now shortly discuss both losses in more detail.

Using the *triplet loss* results in a metric learning approach which directly optimizes an embedding layer in Euclidean space. During training, this loss compares the relative distances of three training samples, namely an anchor image x_a , a positive image sample x_p from the same individual as x_a , and a negative sample x_n from a different individual. Given an anchor image x_a , this loss assures that the embedding of an image taken from the same class x_p is closer to the anchor's embedding than that of a negative image belonging to another class x_n by at least a margin m in distance metric d . In the following, $F(x)$ denotes the mapping to the embedded space, which is in our case a deep neural network. The triplet loss is therefore defined as:

$$L_{tri} = \sum_{i=1}^T [d(F(x_{a(i)}), F(x_{p(i)})) - d(F(x_{a(i)}), F(x_{n(i)})) + m]. \quad (5)$$

where indices $a(i)$, $p(i)$ and $n(i)$ stand for anchor, positive and negative, of the i th triplet, and T for the number of triplets used per batch.

For the *softmax loss*, the embedding is learned indirectly by first treating re-identification on the training set as a classification problem, where all individuals in the training set are considered a different class. Afterwards, the layer of the neural network prior to the softmax loss is used as the embedding. This enables that the network can be applied on test data, which can contain new individuals not present in the training data. Therefore, the softmax loss to optimize the embedding can be expressed as:

$$L_{soft} = -\frac{1}{N} \sum_{i=1}^N \log \left(\frac{e^{W_{(j)} F(x_i) + b}}{\sum_{j=1}^C e^{W_{(j)} F(x_i) + b}} \right), \quad (6)$$

where N is the batch size, $W_{(j)}$ are the weights leading to the j th node of the ultimate softmax layer of the network, b is a bias and the number of classes is defined as C . For triplet loss an embedding size of 128 and a training batch of 64 with 16 instances á 4 images was used for the experiments in this work and batch hard mining was chosen for triplet choice. These parameters were proposed by Hermans et al. (2017). To enable a fair comparison also for softmax loss an embedding size of 128 was chosen. The neural networks trained with softmax were optimized with stochastic gradient descent with Nesterov momentum. Those trained with triplet loss were optimized with the ADAM optimizer. The margin for triplet loss (see Eq. (5)) was set to 0.5. The networks which trained in a single-modality are optimized using an early-stopping criterium based on the mean Average Precision (mAP) on the validation set. For step II of the cross-modal distillation approach as explained in chapter 3 the early-stopping criteria for network training is the loss in validation data.

4.2. Datasets

The considered datasets are BIWI RGBD-ID (Munaro et al., 2014) and RobotPKU (Liu et al., 2017). These datasets were selected because they provide high-resolution depth and RGB images, a decent number of person instances and a large amount of images per person instance in different poses. Both datasets were recorded with a Microsoft Kinect camera. The TVPR datasets (Paolanti et al., 2020; Liciotti et al., 2016) which contain an increased number of person instances were neglected as we argue that bird's eye view data does not contain enough shape information for cross-modal person re-identification.

The BIWI RGBD-ID dataset targets long-term people re-identification from RGB-D cameras (Munaro et al., 2014). As in Zhuo et al. (2017) same person with different clothing is considered as a separate instance. Overall, it is comprised of 78 instances with 22,038 images in depth and

RGB. Exemplary images from BIWI are shown in Fig. 6 RGB and depth images are provided coupled with no visible difference in capturing time.

The RobotPKU dataset consists of 90 persons with 16,512 images in total (Liu et al., 2017). The images are provided in a coupled manner. Nevertheless, through visual inspection it is apparent that there is a slight time difference in the order of a fraction of a second between the images captured in depth and RGB. For training and inference, images of both datasets in both modalities are resized to 256×128 . Compared to the BIWI dataset, the depth images in the RobotPKU dataset are more noisy and often body parts, like heads and arms, are lost in the images. Also the movements of the probands are more dynamic and heterogeneous.

4.3. Evaluation protocol

For the performance evaluation with the BIWI dataset, the subset partitions for training, validation and testing were adopted from (Zhuo et al., 2017), which means 32 individuals were used for training, 8 instances for validation and 38 individuals for testing. For the RobotPKU dataset, the division will be videos from 40 individuals for training, 10 for validation, and 40 for testing. This follows the division of Liu et al. (2017). The exact split (label of individuals used to form subsets) is provided in appendix A. For quantitative evaluation, the average rank 1, 5 and 10 accuracy performance measure is reported along with the mean average precision (mAP). To report the rank accuracy, a single-gallery shot setting is used, where a random selection of the gallery (G) images is repeated 10 times. Hereby, the exactly same corresponding image or paired image in the parallel modality is excluded for the random sampling. For calculating the mAP a maximum of 20 images per person in the scenario are randomly selected.

To obtain statistically reliable results we introduce a 3-fold cross-validation process, where a different validation subset is randomly extracted from within the training subset.

5. Results and discussion

An extensive series of experiments has been considered to validate the proposed networks trained with cross-modal distillation. In this section, the results for optimization with the single modalities (i.e., step I. in Fig. 2) are first shown to establish a baseline for the individual modalities (Section 5.1). Hence, we first investigate how different choices for losses affect the performance on single-modal re-identification, and compare the relative difficulty of the modalities and dataset. Then, the distillation step (step II.) of the proposed method is performed and evaluated (Section 5.2). Here, the ideal direction of transfer is investigated. In Section 5.3 an analysis of the ideal size of the embedding layer will be performed. Finally, the state-of-the-art of the cross-modal person re-identification task between RGB and depth is defined (Section 5.4) and a qualitative explanation for the superiority of the method will be provided (Section 5.7).

5.1. Single-modal re-identification performance

For performance evaluation with individual modalities (RGB and depth separately), the single-modal case, results have been obtained on BIWI and RobotPKU datasets. The representative feature extractor Resnet50 has been optimized with triplet loss, Eq. (5), and softmax loss, Eq. (6).

Table 1 shows the average accuracy of the networks for single-modal re-identification for single (RGB and depth) modalities on BIWI data and Table 2 the same results for RobotPKU data. Results show that the networks optimized using RGB modality alone can reach a high level of accuracy (95.7% for BIWI with softmax loss and 90.6% for RobotPKU with triplet loss). As expected, the overall accuracy for the networks optimized using depth modality alone is much lower

Table 1

Average test set accuracy of the baseline single-modal re-identification (Step I) for different modalities on BIWI dataset.

Modality	Loss	rank-1 (%)	rank-5 (%)	rank-10 (%)	mAP (%)
RGB	Triplet	92.1 ± 1.9	99.7 ± 0.2	99.9 ± 0.1	93.4 ± 1.5
	Softmax	94.8 ± 0.7	99.8 ± 0.2	99.9 ± 0.0	95.7 ± 0.6
Depth	Triplet	54.2 ± 1.8	91.5 ± 0.6	99.2 ± 0.2	55.3 ± 1.7
	Softmax	59.8 ± 0.7	90.5 ± 0.8	97.8 ± 0.2	61.4 ± 0.5

Table 2

Average test set accuracy of the baseline single-modal re-identification (Step I) for different modalities on RobotPKU dataset.

Modality	Loss	rank-1 (%)	rank-5 (%)	rank-10 (%)	mAP (%)
RGB	Triplet	89.0 ± 3.9	99.2 ± 0.3	99.5 ± 0.1	90.6 ± 3.4
	Softmax	84.5 ± 0.2	97.9 ± 0.4	99.1 ± 0.2	87.1 ± 0.2
Depth	Triplet	n/a	n/a	n/a	n/a
	Softmax	44.5 ± 1.0	75.8 ± 1.3	87.6 ± 0.9	44.5 ± 1.0

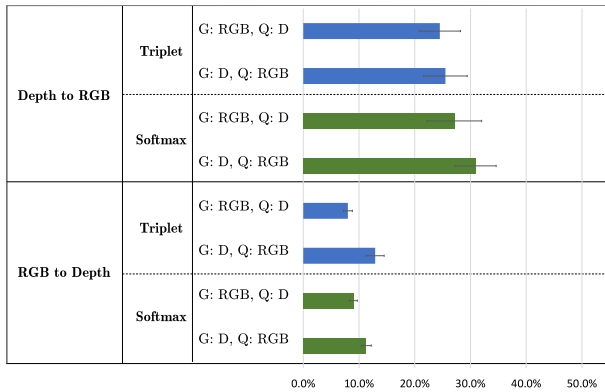


Fig. 4. Average mAP accuracy of various networks trained with cross-modal distillation on the BIWI dataset. For all combinations we report varying query (Q) and gallery (G) modalities. The first column indicates the direction of the transfer for the cross-modal distillation. The different colors indicate results with triplet (blue) and softmax (green) loss functions. (For interpretation of the references to color in this figure legend, the reader is referred to the web version of this article.)

compared to the accuracy achieved for the same task with RGB (mAP of 61.4% for BIWI with triplet loss and 44.5% for RobotPKU with softmax loss). Note that on RobotPKU, training with triplet loss did not converge to produce meaningful embedding layers, which we believe is due to the higher level of noise and diversity in that dataset. Overall, RGB has the stronger visual cues for re-identification as expected, but descriptive features can also be extracted from depth. Even though the performance is comparably lower for sensing in pure depth, the achieved performance serves as a baseline with which practical use cases can be approached.

5.2. Performance for cross-modal distillation

In this section the experiments with the cross-modal distillation method as presented in Section 3 will be introduced. As baseline or step I of the method the results from Section 5.1 will be considered. In this section experiments are presented to gain insight on step II (distillation), and, in particular, on the advantages of transferring knowledge based on the depth or RGB modality.

Figs. 4 and 5 present the average mAP accuracy of the networks trained with cross-modal distillation in the cross-modal tasks with varying population of query and gallery between RGB and depth trained on the BIWI dataset and RobotPKU dataset, respectively. The top two networks in the Figures train the baseline network in depth (step I.), and then transfer to RGB (step II.). The bottom networks train the baseline network in RGB (step I.), and then transfer to depth (step II.).

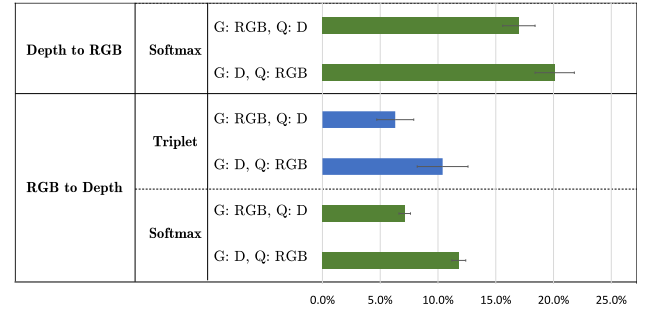


Fig. 5. Average mAP accuracy of various cross-modal distillation networks on the RobotPKU dataset. For all combinations we report varying query (Q) and gallery (G) modalities. The first column indicates the direction of the transfer for the cross-modal distillation. As no baseline for depth with triplet was successfully trained (see Table 2), no results reported.




Fig. 6. Exemplary qualitative results for the proposed architecture on BIWI dataset. The green box denotes the correct match. Gallery (G) and Query (Q) varied for the modalities. (For interpretation of the references to color in this figure legend, the reader is referred to the web version of this article.)

Results indicate that the accuracy obtained when transferring from RGB to depth are significantly lower than from depth to RGB. For the BIWI dataset using depth images to populate a reference gallery, and RGB images as query achieves a mAP accuracy of about 31% using networks optimized with softmax loss. The best mAP accuracy for the same task and transferring from RGB to depth is about 13%. Also for the RobotPKU dataset the transfer from depth to RGB significantly outperforms the transfer from RGB to depth. The difference of the best networks in mAP is 11%/7.5% for varying query and gallery population. An explanation for this behavior is that the general shape information of a person that is captured in depth data can, to a certain degree, be recovered in the RGB images. In contrast, the additional descriptive information which is inherent in RGB, like color information cannot be found in depth images. This behavior will be further analyzed in Section 5.7.

The performance obtained for models trained with the two losses is only slightly differing (see Table 1). The overall best performance is obtained with a baseline in networks trained with softmax loss with an average mAP of 30.1% with RGB as gallery (G) and depth (D) as query and 27.1% for depth as gallery and RGB as query. Fig. 6 shows an example of results for a network trained with cross-modal distillation on BIWI dataset, where the query image is RGB and the gallery image is depth. This Figure highlights the complexity of the task, as the differences between the gallery images are subtle.

In summary, to obtain the better results with cross-modal distillation, the transfer of knowledge should occur from depth to RGB. As shown in Section 5.1 (Tables 1 and 2) in the single-modal task a much higher performance was obtained in the RGB modality. Hence, the performance in the single-modal task of the baseline network is

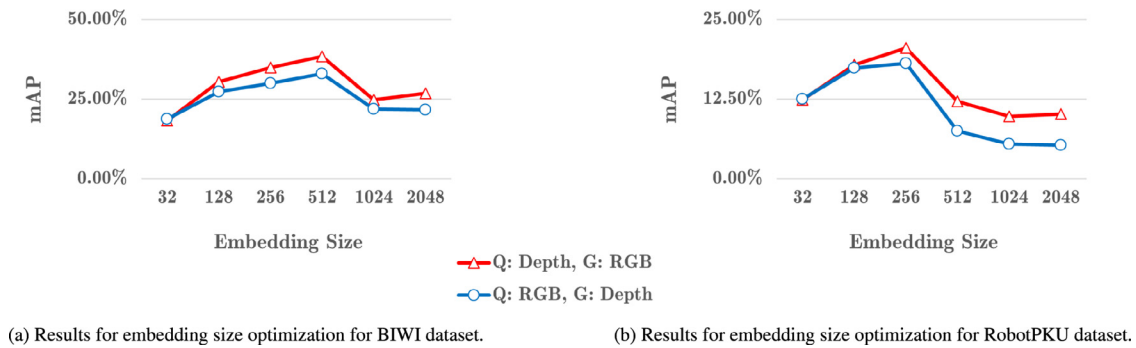


Fig. 7. Results for the optimization of the embedding size.

Table 3

Average accuracy of state-of-the-art and proposed networks for different scenarios on the BIWI dataset. Methods marked with (*) did not report all necessary details on their evaluation procedure, therefore their performance numbers are in brackets. Zhuo et al. (2017) did not provide any details on their evaluation procedure. Uddin et al. (2019) used different splits without a validation step (using 40 instead of 32 training instances as we do), thus their reported numbers might be too optimistic.

Approach	Query-RGB, Gallery-Depth				Query-Depth, Gallery-RGB			
	rank-1 (%)	rank-5 (%)	rank-10 (%)	mAP (%)	rank-1 (%)	rank-5 (%)	rank-10 (%)	mAP (%)
WHOS, Euclidean (Lisanti et al., 2015)	3.2	16.6	31.5	3.7	5.1	18.7	32.6	5.6
WHOS, XQDA (Lisanti et al., 2015)	8.4	31.7	50.2	7.9	11.6	34.1	51.4	12.1
LOMO, Euclidean (Liao et al., 2015)	2.8	16.4	32.5	4.8	3.3	15.6	29.8	5.6
LOMO, XQDA (Liao et al., 2015)	13.7	43.2	61.7	12.9	16.3	44.8	62.8	15.9
Eigen-depth HOG/SLTP, CCA (Zhuo et al., 2017)*	(8.4)	(26.3)	(41.6)	–	(6.6)	(27.6)	(45.0)	–
Eigen-depth HOG/SLTP, LSSCDL (Zhuo et al., 2017)*	(9.5)	(27.1)	(46.1)	–	(7.4)	(29.5)	(50.3)	–
Eigen-depth HOG/SLTP, Corr. Dict. (Zhuo et al., 2017)*	(12.1)	(28.4)	(44.5)	–	(11.3)	(30.3)	(48.2)	–
Zero-padding network (Wu et al., 2017b)	5.9 ± 2.2	25.9 ± 6.4	47.1 ± 8.1	7.3 ± 4.0	10.3 ± 2.7	38.9 ± 6.5	62.8 ± 11.5	9.8 ± 3.8
Two-stream network (Wu et al., 2017b)	9.0 ± 0.6	32.6 ± 1.1	55.3 ± 2.8	10.8 ± 0.8	7.9 ± 1.8	32.1 ± 2.4	54.1 ± 2.3	12.3 ± 1.6
One-stream network (Wu et al., 2017b)	15.7 ± 0.8	50.3 ± 1.2	75.7 ± 0.5	16.9 ± 0.9	19.8 ± 0.3	55.7 ± 0.8	78.9 ± 1.1	23.8 ± 0.3
Local Shape (Uddin et al., 2019)*	(36.5)	(79.7)	(92.4)	–	(41.4)	(82.5)	(94.4)	–
Cross-modal distillation network, Embedding size 128D, (ours)	26.9 ± 1.8	65.9 ± 2.3	84.1 ± 3.1	27.3 ± 1.7	29.2 ± 2.3	70.5 ± 2.3	88.1 ± 0.9	30.6 ± 2.0
Cross-modal distillation network, Embedding size 512D, (ours)	32.6 ± 1.6	70.9 ± 0.2	88.8 ± 0.8	33.0 ± 1.8	36.6 ± 0.7	76.7 ± 1.1	92.3 ± 1.9	38.4 ± 1.7
Cross-modal distillation network + Attention, Embedding size 512D, (ours)	40.4 ± 2.1	77.1 ± 1.7	91.0 ± 1.0	41.3 ± 1.8	42.8 ± 3.9	80.3 ± 1.6	93.5 ± 1.0	43.9 ± 3.9

not critical for the performance of cross-modal distillation. Our results suggest that the success of the distillation step is more dependent on the features learned from the modalities. Hence, the features learned in the depth modality were transferable to the RGB modality, while features learned in the RGB modality were not transferable to the depth modality. This gives an indication on the relation between the depth and RGB modality where the appearance information in depth is, to a certain degree, a subset of that found in RGB. Despite the indirect and direct nature of the loss functions, the results indicate that networks with a baseline trained with softmax loss and networks with a baseline network in triplet loss obtain similar results, which highlights the robustness of the method itself.

5.3. Embedding size optimization

An important hyperparameter for the optimization of a re-identification system based on deep neural networks is the embedding size. In the preceding chapters an optimization with softmax loss from depth to RGB was shown to be most effective for both datasets. Hence, the ideal embedding size for this optimization is investigated. In Fig. 7 the results of this analysis are shown. For networks trained with deep distillation on the BIWI dataset the ideal embedding size is 512 which leads to a mAP of 33.04%/38.44%. For the RobotPKU dataset an ideal embedding size of 256 was found. Here, the best result in mAP is

18.13%/20.52%. The analysis underlines the relevant impact of the embedding size on the performance of the deep distillation method. The optimization of the embedding size explains the better performance of the distillation approach in comparison to Hafner et al. (2019).

5.4. Comparison with state-of-the-art methods

In this section the results from Section 5.2 including the optimization in 5.3 are taken into a broader scope and are compared to existing methods for cross-modal person re-identification. As deep learning based methods, one-stream network and zero-padding network as of Wu et al. (2017b) are analyzed. Additionally, a two-stream network similar to (Ye et al., 2018a,b) is evaluated. All deep neural network based methods are based on a Resnet50 architecture with an embedding size of 128 to fair comparison. The results of our proposed approach with embedding size 128 is reported in our previous work. Now, through the ablation study, the optimal embedding size for both datasets is obtained and reported in Tables 3 and 4, respectively, with and without cross-modal attention. As conventional approaches the WHOS feature extractor (Lisanti et al., 2015) and the LOMO feature extractor (Liao et al., 2015) will be investigated. The same features will be extracted for both modalities and are compared on the basis of Euclidean distance and the additional metric learning step Cross-view Quadratic Discriminant Analysis (XQDA). Additionally, the matching of

Table 4

Average accuracy of state-of-the-art and proposed architecture for different scenarios on the RobotPKU dataset.

Approach	Query-RGB, Gallery-Depth				Query-Depth, Gallery-RGB			
	rank-1 (%)	rank-5 (%)	rank-10 (%)	mAP (%)	rank-1 (%)	rank-5 (%)	rank-10 (%)	mAP (%)
WHOS, Euclidean (Lisanti et al., 2015)	3.8	16.3	29.5	3.9	3.5	16.1	31.2	5.4
WHOS, XQDA (Lisanti et al., 2015)	10.0	31.8	49.8	8.2	9.8	31.0	48.0	9.8
LOMO, Euclidean (Liao et al., 2015)	3.6	15.0	28.0	3.9	3.7	15.3	28.7	4.9
LOMO, XQDA (Liao et al., 2015)	12.9	36.4	56.1	10.1	12.3	37.4	56.1	12.3
Zero-padding network (Wu et al., 2017b)	7.8 ± 0.9	29.0 ± 2.6	47.8 ± 3.3	7.7 ± 0.6	6.6 ± 0.6	26.8 ± 2.1	45.6 ± 2.8	8.3 ± 0.6
Two-stream network (Wu et al., 2017b)	7.5 ± 1.2	29.1 ± 2.9	46.6 ± 2.7	7.7 ± 1.3	6.0 ± 2.0	24.6 ± 4.6	43.2 ± 5.1	8.7 ± 1.8
One-stream network (Wu et al., 2017b)	11.9 ± 0.6	38.1 ± 1.0	57.3 ± 2.1	11.4 ± 0.5	12.5 ± 1.0	38.5 ± 1.5	56.7 ± 0.9	14.2 ± 1.4
Cross-modal distillation network, Embedding size 128D, (ours)	17.5 ± 2.2	51.9 ± 3.6	72.7 ± 3.2	17.1 ± 1.9	19.5 ± 2.0	54.3 ± 3.1	74.4 ± 2.3	19.8 ± 2.1
Cross-modal distillation network, Embedding size 256D, (ours)	19.5 ± 1.0	50.1 ± 0.5	67.9 ± 0.7	18.1 ± 1.2	21.5 ± 1.1	54.9 ± 1.4	72.6 ± 1.0	20.5 ± 1.0
Cross-modal distillation network + Attention, Embedding size 256D, (ours)	25.3 ± 2.0	58.1 ± 2.5	74.7 ± 1.7	23.5 ± 2.0	22.9 ± 1.8	56.0 ± 2.0	72.8 ± 1.8	22.4 ± 1.9

Eigen-depth and HOG/SLTP features as reported by Zhuo et al. (2017) and the local shape method (Uddin et al., 2019) is included in Table 3 for the BIWI dataset.

Table 3 presents the metrics of state-of-the-art and proposed networks for different scenarios on the BIWI dataset and in Table 4 the results for the RobotPKU dataset are shown. First, it is apparent that the hand-crafted feature extractors lead to very low accuracy when matched in the Euclidean space. This is expected, as the modalities depth and RGB are heterogeneous and, hence, no direct comparison of hand-crafted features is possible. When applying the Cross-view Quadratic Discriminant Analysis (XQDA) the performance of the models based on hand-crafted features are significantly enhanced, while the LOMO features leads to the best results. For the BIWI dataset, these results also outperform the results from (Zhuo et al., 2017) for the Eigen-depth features combined with HOG/SILTP and also the results of deep learning based methods zero-padding network and two-stream network. The deep learning based one-stream architecture is outperforming all methods based on hand-crafted features by at least 4%/7% for varying query and gallery in mAP accuracy for the BIWI dataset. Similarly, for RobotPKU it is superior by 1.3%/1.9%. Training with the cross-modal distillation idea enables an additional improvement compared to the one-stream network by 16.1%/14.7% for the BIWI dataset and 6.7%/6.3% for RobotPKU.

Overall results show that the network trained with the cross-modal distillation approach can significantly improve accuracy compared to state-of-the-art methods for both BIWI and RobotPKU datasets.

5.5. Experimental analysis with cross-modal attention

For this experimental analysis, we rely on the experimental findings of the previous section, namely that knowledge can transfer better from depth to RGB rather than from RGB to depth. Therefore, we use the RGB-stream as the backbone architecture, and the depth-stream to provide contextual information in the gating signal on the backbone architecture. We run only the distillation step (step II.) for evaluating cross-modal attention.

Tables 3 and 4 report the experimental evaluation of cross-modal attention on the BIWI and RobotPKU datasets, respectively. Reported results clearly indicate the advantage of using cross-modal attention along with the distillation technique. For both datasets, integrating cross-modal attention improves the recognition accuracy by a significant margin in all measures. Including cross-modal attention we outperform the reported accuracy of the local shape method (Uddin et al., 2019) in rank-1 accuracy. Since Uddin et al. (2019) do not report the used instance split and do not perform a validation (i.e., they use 40 instead of 32 training instances as we do), the

improved rank-1 performance of our method indicates the superiority of our approach.

5.6. Ablation study

The cross-modal distillation method is highly dependent on a successful knowledge transfer from depth to RGB. To get more insights into this transfer we evaluated the influence on network accuracy in the cross-modal tasks with varying components for knowledge transfer. Table 5 shows the impact of copying of weights, and freezing of mid to high-level layers on the accuracy. The ablation studies are done without cross-modal attention. Results are shown for the BIWI dataset with cross-modal distillation. If the freezing of mid- to high-level layers in the copied network is omitted, performance decreases by 10.7%/2% in mAP. Another reduction can be seen when the second network is not initialized with the weights of the first network. In this case the cross-modal performance in average mAP decreases by 18.0%/9.7% in comparison to the full transfer. These results underline the importance of each component for the training of a network with cross-modal distillation in performing knowledge transfer across the modalities.

5.7. Qualitative analysis of neural network activations

In this section an explanation for the superior performance of the network trained with distillation will be given, by analyzing deconvolution images of relevant deep learning methods, which are single-modal optimization as well as the two best-performing deep learning methods.

Fig. 8 shows deconvolution images for different networks on two images from RGB (a. and c.) and depth (b. and d.) from the BIWI RGBD-ID dataset. The guided backpropagation algorithm was used for visualization of the activations for the networks (Springenberg et al., 2015). The shown architectures are trained separately for depth and RGB, the one-stream network, as the second in the state-of-the-art Table (Wu et al., 2017b), and our cross-modal distillation method.

The images show that the activations for the different networks are varying considerably. When optimized for the single modalities, the networks in the RGB modality are activated by features inside the torso region of a person, like the color of the same. The network sensing in the depth modality is activated by the outer structure of the torso. For the one-stream network in the RGB modality the network is mostly activated by colors of torso and upper legs, while in the depth modality a cluttered outer structure of the torso is captured. For the RGB modality in the network trained with cross-modal distillation a very different activation map can be observed (images (a) and (c)). Instead of being activated by color features, we see that the network is mostly activated the structure of the torso for those images. Therefore,

Table 5

Ablation study of influence of various training scenarios for knowledge transfer. Results are average accuracy of the BIWI dataset for a network trained with cross-modal distillation and embedding size of 128.

Scenario		rank-1 (%)	rank-5 (%)	rank-10 (%)	mAP (%)
No copying of weights, No freezing of layers	Q: RGB, G: D	8.8	37.5	58.1	9.3
	Q: D, G: RGB	16.1	52.3	80.1	20.7
Copying of weights, No freezing of layers	Q:RGB, G: D	16.7	49.8	69.6	16.6
	Q: D, G: RGB	25.9	68.7	89.4	28.5
Copying of weights, Freezing of layers	Q:RGB, G: D	26.9	65.9	84.1	27.3
	Q: D, G: RGB	29.2	70.5	88.1	30.5




Fig. 8. Comparison of deconvolution images for different networks on BIWI data. Visualization is performed with guided backpropagation (Springenberg et al., 2015). Activation maps of cross-modal distillation in RGB highly differing to the other techniques.

the knowledge from depth, which is a description of the problem with structural details, was transferred to the RGB modality. This finding shows that a transfer of knowledge between the modalities can benefit neural network training. As the describing features for the images are similar, the task of embedding to a common feature space is facilitated. This explains the better performance in cross-modal person re-identification as found in Section 5.3.

6. Conclusions

In this paper, a new deep neural training scheme is proposed for cross-modal person re-identification that allow sensing between RGB and depth modalities. Its two-step approach enables the networks to exploit the relation between these two relevant modalities, and thereby provides a high level of performance. To further improve robustness of the feature representation, we propose to incorporate a cross-modal attention mechanism within the proposed distillation technique to dynamically select the more relevant convolutional filters based on the privileged information from another modality, for robust feature representation and inference.

Experimental results on two public datasets indicate that our proposed network can outperform related state-of-the-art methods for cross-modal re-identification by up to 16.1% in mAP. Results also show that features which are descriptive in the depth modality can successfully be extracted in the RGB modality for person re-identification. This

implies that information captured in depth is to some extent retrievable in the RGB modality. Experimental analysis of the combination of the distillation technique and cross-modal gated attention shows significant performance improvement of 7.8% rank-01 and 12.2% mAP considering query- RGB and gallery-depth setting over the proposed distillation as well as all the state-of-the-art.

The analysis in this paper also showed that cross-modal person re-identification is a complex task, and the results in absolute numbers suggest that there is still room for improvement. In fact, the accuracies obtained in cross-modal re-identification (Tables 3 and 4) are still lower than the accuracies for single-modal re-identification in the more difficult modality (Tables 1 and 2).

As one of the first works concerning RGB-depth re-identification, we have provided several initial insights into this problem, but still several open questions and challenges remain. It remains necessary to investigate the performance on data captured in real-world scenarios as opposed to controlled lab conditions as was done in this study. Additionally, the absolute performance of any re-identification method is expected to decrease with an increasing number of instances in test sets and, hence, more possibilities for errors. For future work, it will therefore be necessary to obtain bigger and more diverse datasets for the RGB-depth use-case to facilitate data-hungry methods for robust feature extraction, and to develop new architectures that improve the embeddings for person matching across the different modalities (Sun et al., 2017). The publication of the SYSU-IR dataset in 2017 (Wu et al., 2017b) pushed the interest in cross-modal person re-identification in RGB and infrared (Ye et al., 2018a,b; Dai et al., 2018), and a similar effect could be expected for cross-modal person re-identification between RGB and depth.

Declaration of competing interest

The authors declare that they have no known competing financial interests or personal relationships that could have appeared to influence the work reported in this paper.

Appendix. Split of evaluation datasets

This appendix provides the label of individuals used to form the design (training set plus validation) and test subsets.

A.1. BIWI RGBD-ID dataset

Design set (Train + Validation set):

0, 1, 4, 5, 6, 7, 9, 11, 12, 13, 15, 16, 17, 18, 19, 20, 25, 26, 34, 35, 38, 39, 40, 43, 50, 56, 57, 58, 59, 61, 62, 65, 66, 67, 69, 70, 73, 74, 76, 77.

Test set:

2, 3, 8, 10, 14, 21, 22, 23, 24, 27, 28, 29, 30, 31, 32, 33, 36, 37, 41, 42, 44, 45, 46, 47, 48, 49, 51, 52, 53, 54, 55, 60, 63, 64, 68, 71, 72, 75.

A.2. RobotPKU dataset

Design set (Train + Validation set):

0, 2, 3, 15, 16, 18, 19, 20, 21, 22, 23, 25, 27, 28, 29, 30, 31, 32, 33, 34, 35, 36, 37, 41, 43, 44, 45, 46, 47, 52, 54, 55, 58, 59, 60, 63, 66, 67, 68, 72, 73, 74, 77, 78, 80, 82, 83, 84, 87, 88.

Test set:

1, 4, 5, 6, 7, 8, 9, 10, 11, 12, 13, 14, 17, 24, 26, 38, 39, 40, 42, 48, 49, 50, 51, 53, 56, 57, 61, 62, 64, 65, 69, 70, 71, 75, 76, 79, 81, 85, 86, 89.

References

- Ahmed, E., Jones, M., Marks, T.K., 2015. An improved deep learning architecture for person re-identification. In: CVPR 2015.
- Bhuiyan, A., Liu, Y., Siva, P., Javan, M., Ayed, I.B., Granger, E., 2020. Pose guided gated fusion for person re-identification. In: WACV 2020.
- Bhuiyan, A., Perina, A., Murino, V., 2014. Person re-identification by discriminatively selecting parts and features. In: ECCV 2014.
- Caesar, H., Bankiti, V., Lang, A.H., Vora, S., Venice, E., Liong, X., Xu, Q., Krishnan, A., Pan, Y., Baldan, G., Beijbom, O., 2020. nuscenes: A multimodal dataset for autonomous driving. In: CVPR 2020.
- Cheng, D., Gong, Y., Zhou, S., Wang, J., Zheng, N., 2016. Person re-identification by multi-channel parts-based CNN with improved triplet loss function. In: CVPR 2016.
- Dai, P., Ji, R., Wang, H., Wu, Q., Huang, Y., 2018. Cross-modality person re-identification with generative adversarial training. In: IJCAI 2018.
- Dimitrievski, M., Veelaert, P., Philips, W., 2019. Behavioral pedestrian tracking using a camera and lidar sensors on a moving vehicle. *Sensors* 19 (2).
- Enzweiler, M., Gavrilu, D.M., 2011. A multi-level mixture-of-experts framework for pedestrian classification. *IEEE Trans. Image Process.*
- Fan, X., Luo, H., Zhang, C., Jiang, W., 2020. Cross-spectrum dual-subspace pairing for RGB-infrared cross-modality person re-identification. *CoRR abs/2003.00213*.
- Farooq, A., Awais, M., Kittler, J., Akbari, A., Khalid, S.S., 2020. Cross modal person re-identification with visual-textual queries. In: IJCB, 2020.
- Geng, M., Wang, Y., Xiang, T., Tian, Y., 2016. Deep transfer learning for person re-identification. *CoRR abs/1611.05244*.
- George, D., Reutimann, K., Tamò-Larriex, A., 2018. GDPR bypass by design? Transient processing of data under the GDPR. *Transient Processing of Data Under the GDPR*.
- Gong, S., Cristani, M., Yan, S., Loy, C.C., 2014. *Person Re-Identification*. Springer Science & Business Media.
- Gupta, S., Judy, H., Malik, J., 2016. Cross modal distillation for supervision transfer. In: CVPR 2016.
- Hafner, F.M., Bhuiyan, A., Kooij, J.F.P., Granger, E., 2019. RGB-depth cross-modal person re-identification. In: 2019 16th IEEE International Conference on Advanced Video and Signal Based Surveillance. AVSS, IEEE.
- He, K., Zhang, X., Ren, S., Sun, J., 2016. Deep residual learning for image recognition. In: CVPR 2016.
- Hermans, A., Lucas, B., Bastian, L., 2017. In defense of the triplet loss for person re-identification. *CoRR abs/1703.07737*.
- Kiran, M., Bhuiyan, A., Blais-Morin, L.A., Ayed, I.B., Granger, E., 2021. Flow guided mutual attention for person re-identification. *Image Vis. Comput.*
- Li, D., Chen, X., Zhang, Z., Huang, K., Learning deep context-aware features over body and latent parts for person re-identification. In: CVPR 2017.
- Li, Y.J., Yang, F.E., Liu, Y.C., Yeh, Y.Y., Du, X., Wang, Y.C.F., 2018. Adaptation and re-identification network: An unsupervised deep transfer learning approach to person re-identification. *CoRR abs/1804.09347*.
- Liao, S., Hu, Y., Zhu, X., Li, S.Z., 2015. Person re-identification by local maximal occurrence representation and metric learning. In: CVPR 2015.
- Liciotti, D., Paolanti, M., Frontoni, E., Mancini, A., Zingaretti, P., 2016. Person re-identification dataset with rgb-d camera in a top-view configuration. In: *Video Analytics. Face and Facial Expression Recognition and Audience Measurement*. Springer, Cham, pp. 1–11.
- Lisanti, G., Masi, I., Bagdanov, A.D., Bimbo, A.Del., 2015. Person re-identification by iterative re-weighted sparse ranking. *IEEE Trans. Pattern Anal. Mach. Intell.*
- Liu, H., Liang, H., M., Liqian, 2017. Online RGB-d person re-identification based on metric model update. *CAAI Trans. Intell. Technol.* 2 (1), 48–55.
- Lu, Y., Wu, Y., Liu, B., Zhang, T., Li, B., Chu, Q., Yu, N., 2020. Cross-modality person re-identification with shared-specific feature transfer. In: CVPR, 2020.
- Munaro, M., Fossati, A., Basso, A., Menegatti, E., Van Gool, L., 2014. One-shot person re-identification with a consumer depth camera. In: *Person Re-Identification*. Springer.
- Navarro, P.J., Fernandez, C., Borraz, R., Alonso, D., 2017. A machine learning approach to pedestrian detection for autonomous vehicles using high-definition 3D range data. *Sensors* 17 (1), 18.
- Panda, R., Murino, V., Bhuiyan, A., Roy-Chowdhury, A.K., 2017. Unsupervised adaptive re-identification in open world dynamic camera networks. CVPR 2017.
- Paolanti, M., Pietrini, R., Mancini, A., Frontoni, E., Zingaretti, P., 2020. Deep understanding of shopper behaviours and interactions using RGB-D vision. *Machine Vision Appl.* 31 (7), 1–21.
- Ristani, E., Carlo, T., 2018. Features for multi-target multi-camera tracking and re-identification. *CoRR abs/1803.10859*.
- Shoubiao, T., Feng, Z., Li, L., Jungong, H., Ling, S., 2018. Dense invariant feature-based support vector ranking for cross-camera person re-identification. *TCSVT*.
- Springenberg, J.T., Dosovitskiy, A., Brox, T., Riedmiller, M., 2015. Striving for simplicity: The all convolutional net. In: ICLR 2015.
- Subramaniam, A., Nambiar, A., Mittal, A., 2019. Co-segmentation inspired attention networks for video-based person re-identification. In: ICCV 2019 pp. 562–572.
- Sudhakar, P., Sheela, K., Anitha, S., Satyanarayana, M., 2017. Imaging Lidar system for night vision and surveillance applications. *ICACCS*, 2017.
- Sun, C., Shrivastava, A., Singh, S., Gupta, A., 2017. Revisiting unreasonable effectiveness of data in deep learning era. In: CVPR, 2017..
- Uddin, M.K., Lam, A., Fukuda, H., Kobayashi, Y., 2019. Exploiting Local Shape Information for Cross-Modal Person Re-identification. In: ICLC, 2019.
- Wang, G.A., Yang, T.Z., Cheng, J., Chang, J., Liang, X., Hou, Z., 2020a. Cross-Modality Paired-Images Generation for RGB-Infrared Person Re-Identification. In: AAAI 2020.
- Wang, G.A., Zhang, T., Yang, Y., Cheng, J., Chang, J., Liang, X., Hou, Z.G., 2020b. Cross-modality paired-images generation for RGB-infrared person re-identification. In: AAAI, 2020..
- Wu, A., Wei-Shi, Z., Jian-Huang, L., 2017a. Robust depth-based person re-identification. *IEEE Trans. Image Process.*
- Wu, A., Zheng, W.S., Yu, H.X., Gong, S., Lai, J., 2017b. RGB-infrared cross-modality person re-identification. In: ICCV 2017.
- Xiao, T., Li, H., Ouyang, W., Wang, X., 2016. Learning deep feature representations with domain guided dropout for person re-identification. In: CVPR 2016.
- Yan, F., Kittler, J., Mikolajczyk, K., 2018. Person Re-Identification with Vision and Language. In: ICPR, 2018.
- Ye, M., Lan, X., Li, J., Yuen, P.C., 2018. Hierarchical Discriminative Learning for Visible Thermal Person Re-Identification. In: AAAI 2018.
- Ye, M., Wang, Z., Lan, X., Yuen, P.C., 2018. Visible thermal person re-identification via dual-constrained top-ranking. In: IJCAI 2018.
- Zheng, K., Liu, W., Liu, J., Zha, Z.J., Mei, T., 2020. Hierarchical gumbel attention network for text-based person search. In: International Conference on Multimedia, 2020.
- Zheng, L., Yi, Y., Alexander, G.H., 2016. Person re-identification: Past, present and future. *arXiv:1610.02984*.
- Zheng, L., Zhang, H., Sun, S., Chandraker, M., Yang, Y., Tian, Q., 2017. Person Re-identification in the Wild. In: CVPR 2017.
- Zhuo, J., Zhu, J., Lai, J., Xie, X., 2017. Person Re-identification on Heterogeneous Camera Network. In: CCF CCCV, 2017.