

## Switching Between Hydrogenation and Olefin Transposition Catalysis via Silencing NH Cooperativity in Mn(I) pincer complexes

Yang, W.; Chernyshov, Ivan Yu; Weber, M; Pidko, E.A.; Filonenko, G.A.

**DOI**

[10.1021/acscatal.2c02963](https://doi.org/10.1021/acscatal.2c02963)

**Publication date**

2022

**Document Version**

Final published version

**Published in**

ACS Catalysis

**Citation (APA)**

Yang, W., Chernyshov, I. Y., Weber, M., Pidko, E. A., & Filonenko, G. A. (2022). Switching Between Hydrogenation and Olefin Transposition Catalysis via Silencing NH Cooperativity in Mn(I) pincer complexes. *ACS Catalysis*, 12(17), 10818-10825. <https://doi.org/10.1021/acscatal.2c02963>

**Important note**

To cite this publication, please use the final published version (if applicable). Please check the document version above.

**Copyright**

Other than for strictly personal use, it is not permitted to download, forward or distribute the text or part of it, without the consent of the author(s) and/or copyright holder(s), unless the work is under an open content license such as Creative Commons.

**Takedown policy**

Please contact us and provide details if you believe this document breaches copyrights. We will remove access to the work immediately and investigate your claim.

# Switching between Hydrogenation and Olefin Transposition Catalysis via Silencing NH Cooperativity in Mn(I) Pincer Complexes

Wenjun Yang, Ivan Yu. Chernyshov, Manuela Weber, Evgeny A. Pidko,\* and Georgy A. Filonenko\*



Cite This: *ACS Catal.* 2022, 12, 10818–10825



Read Online

ACCESS |

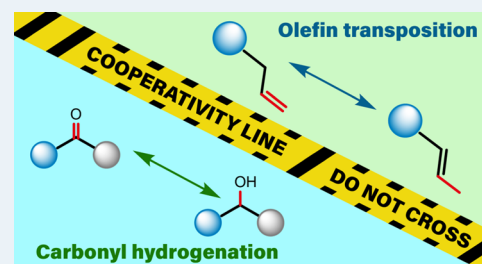
Metrics & More

Article Recommendations

Supporting Information

**ABSTRACT:** While Mn-catalyzed (de)hydrogenation of carbonyl derivatives has been well established, the reactivity of Mn hydrides with olefins remains very rare. Herein, we report a Mn(I) pincer complex that effectively promotes site-controlled transposition of olefins. This reactivity is shown to emerge once the N–H functionality within the Mn/NH bifunctional complex is suppressed by alkylation. While detrimental for carbonyl (de)hydrogenation, such masking of the cooperative N–H functionality allows for the highly efficient conversion of a wide range of allylarenes to higher-value 1-propenybenzenes in near-quantitative yield with excellent stereoselectivities. The reactivity toward a single positional isomerization was also retained for long-chain alkenes, resulting in the highly regioselective formation of 2-alkenes, which are less thermodynamically stable compared to other possible isomerization products. The detailed mechanistic analysis of the reaction between the activated Mn catalyst and olefins points to catalysis operating via a metal–alkyl mechanism—one of the three conventional transposition mechanisms previously unknown in Mn complexes.

**KEYWORDS:** olefin transposition, manganese complex, metal–ligand cooperation, metal hydrides, ligand dynamics, N–H functionality

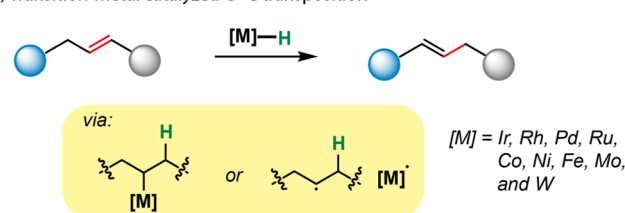


Carbon–carbon double bonds are key skeletal units in a plethora of natural and industrial chemicals<sup>1</sup> as well as versatile precursors for many synthetic transformations.<sup>2</sup> Despite the availability of numerous protocols for installing olefin functional groups (e.g., olefination, elimination, condensation, dehydrogenation), such transformations are frequently disadvantaged by low stereoselectivities or restrictions on functional groups.<sup>3</sup> Alternatively, transposition of pre-existing olefins offers a powerful and atom-economical route to incorporate and manipulate C=C bonds with far-reaching applications in industrial production, e.g., pharmaceuticals, cosmetics, fragrances, polymers, and fuels.<sup>1b,4</sup> Various processes were developed with efficient catalysts based on transition metals: Ir,<sup>5</sup> Rh,<sup>6</sup> Pd,<sup>7</sup> Ru,<sup>8</sup> Cr,<sup>9</sup> Co,<sup>10</sup> Ni,<sup>11</sup> Fe,<sup>12</sup> and W,<sup>13</sup> among others (Figure 1a). Missing in this set of examples is the highly abundant and biocompatible manganese metal that remains unknown in olefin transposition so far.

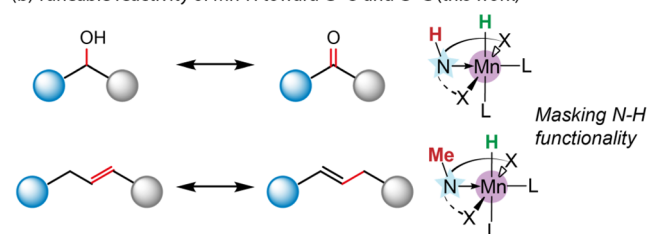
Alkene transposition catalysis is mechanistically diverse and generally proceeds via either of the three alternative paths, namely, allyl, alkyl, or radical mechanisms with the latter two governing the activity of the vast majority of catalyst systems.<sup>4c,10i,14</sup> In both mechanisms, metal hydrides are the active species, which promote the transposition reaction via H<sup>−</sup>/H<sup>•</sup> addition to the alkene, followed by β-H elimination/H<sup>•</sup> abstraction to furnish the isomerization product.<sup>4c</sup>

The representative examples operating via the alkyl mechanism such as Pd(dba)<sub>2</sub> (Skrydstrup),<sup>7a</sup> Co–NNP complexes (Liu),<sup>10f</sup> and Fe(OAc)<sub>2</sub> (Koh)<sup>12b</sup> typically require in situ activation to form catalytic metal hydride species by the reaction with reagents such as acyl chloride, ammonia borane,

(a) Transition-metal catalyzed C=C transposition



(b) Tuneable reactivity of Mn–H toward C=O and C=C (this work)



**Figure 1.** Metal complex-mediated olefin transpositions (a) and the reactivity discussed in this work (b).

Received: June 20, 2022

Revised: August 9, 2022

and boryl reagent combined with a base. Activation-free olefin transposition catalysis was also demonstrated with isolated metal hydride or metal–alkyl complexes.<sup>10b,12c</sup> With respect to radical-type processes, the latest advances were disclosed by Shenvi and Palmer groups employing cobalt salen<sup>10c</sup> and cobaloxime complexes,<sup>10e</sup> respectively. Upon the reductive treatment, these complexes form Co hydrides that can act as H<sup>•</sup>-donors. The central role of metal hydrides for the catalytic C=C bond suggests a potentially broader scope of catalyst systems for this chemistry.

Manganese complexes emerged as potent carbonyl (de)hydrogenation catalysts in the last decade together with other two base metals, Fe and Co.<sup>15</sup> The generation of Mn hydride species has been widely accepted as a prerequisite for the (de)hydrogenation cycle.<sup>16</sup> However, the hydride transfer to nonpolar olefins remains uncommon for Mn homogeneous catalysis. Recently, a few cases of alkene hydrogenations have been reported with Mn non-pincer complexes.<sup>17</sup> In particular, the alkyl bisphosphine Mn(I) catalyst reported by the Kirchner group forms active 16e Mn hydride under a H<sub>2</sub> atmosphere that can reduce a range of mono- and disubstituted alkenes to alkanes.<sup>17a</sup>

Given these results, we envisioned that the olefin transposition reactivity could be accessible by Mn-based systems. Herein, we disclose that by masking the metal/NH cooperativity, one can tune the reactivity of Mn hydrides from polar C=X (X = O, N) substrates to C=C bonds. With this strategy, we develop the first highly selective olefin transposition reactions catalyzed by Mn(I), specifically an N-methylated Mn–CNP complex (Figure 1b).

At the onset of the investigation, we screened the activity of several well-defined Mn(I) complexes reported by our group and others (Figure 2) toward the transposition of the model

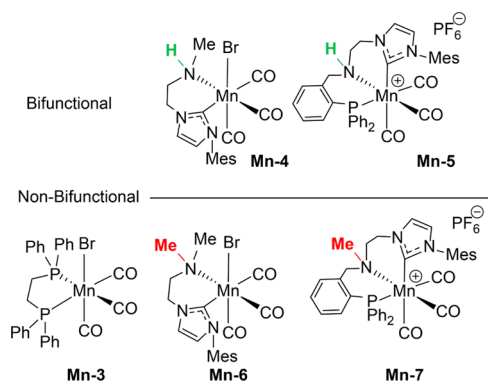


Figure 2. Mn catalysts used in this study.

substrate 4-allylanisole (**1a**). Precatalysts **Mn-3–5**,<sup>16j,18</sup> which were reported to be efficient for carbonyl hydrogenation, surprisingly displayed no reactivity in transposition with the exception of **Mn-3**, which gave 18% yield of isomerized product **2a** (Table 1, entries 1–3).

We assumed the N–H functionality might be detrimental to C=C transposition and synthesized N–H methylated complexes **Mn-6** and **Mn-7** based on **Mn-4** and **Mn-5** (see the Supporting Information for synthetic details). Interestingly, once N–H functionality is blocked, Mn complexes start exhibiting the transposition activity (entries 4 and 5), with **Mn-7** giving the highest yield in the model reaction (61%). The yield and *E*-selectivity in product **2a** could be increased to 89%

Table 1. Manganese-Catalyzed Transposition of the Model Compound 4-Allylanisole<sup>a</sup>

entry	[Mn]	time (h)	yield (%)	<i>E</i> : <i>Z</i>
1	Mn-3	12	18	88:12
2	Mn-4	12	trace	
3	Mn-5	12	trace	
4	Mn-6	12	27	86:14
5	Mn-7	12	61	85:15
6	Mn-7	24	89 (89) <sup>b</sup>	91:9
7		24	trace	
8 <sup>c</sup>	Mn-7	24	trace	

<sup>a</sup>Reaction conditions: **1a** (0.25 mmol), Mn catalyst (1 mol %), and 2 mol % KBHET<sub>3</sub> in 0.5 mL of THF at 60 °C. <sup>b</sup>Conversion is given in parenthesis. <sup>c</sup>KBHET<sub>3</sub> is not used for the activation of the Mn catalyst.

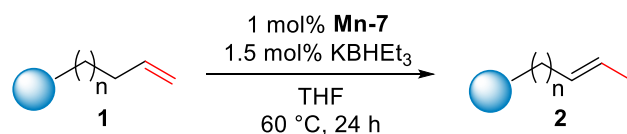
and 91:9 (*E*/*Z*) in a prolonged run (entry 6). Further screening of solvents and reaction temperatures confirmed the THF solvent and 60 °C temperature to be optimal for the catalytic performance of **Mn-7** (see Table S1). Control experiments indicated the necessity of the catalyst activation with KBHET<sub>3</sub>, which typically allows for a more selective generation of Mn hydrides (entries 7 and 8).

With the transposition reactivity established, we sought to examine the generality of this process. A broad scope of substrates can be converted with good selectivities with complex **Mn-7** (Scheme 1). Industrially relevant anethole, isoeugenol, isosafrole, and isoelemicin (**2a–2d**) were successfully generated via the transposition reaction in excellent yields (72–99%) and *E*/*Z* ratios (>90:10). Our protocol is also efficient toward allylbenzene (**1e**) and its substituted derivatives with electron-withdrawing groups (**1f–1h**), electron-donating groups (**1i–1m**), and sterically hindered naphthyl (**1n**), furnishing the desired styrenyl products in ≥91% yields and ≥92% *E* selectivities. Substrates containing heterocycles (**1o** and **1p**) and carbonyl groups (**1q**) were tolerated but converted in lower yields and stereoselectivities.

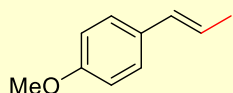
Controlling the site selectivity is a recognized challenge for migrating the C=C bonds over extended carbon skeletons, due to the thermodynamic similarities of positionally isomerized products. **Mn-7** allows for the highly regioselective monoisomerization of long-chain alkenes, even though further migration could be thermodynamically more favorable. Both 1-octene (**1s**) and 1-dodecene (**1t**) were isomerized to corresponding 2-alkenes in excellent yield, albeit with moderate *E*/*Z* ratios. The monoisomerization process is also compatible with functionalities (**1u–1w**), including cycloalkyl and phenyl.

The N–H functionality has been broadly reported as the key structural parameter that enables the (de)hydrogenation of polar moieties and Mn/NH bifunctional behavior in principle.<sup>19</sup> This was typically confirmed in the studies where alkylation of the N–H functionality produced inactive (de)hydrogenation catalysts.<sup>16h,i,18a,20</sup> Our catalytic data (Table 1, entries 2–5) implies that for olefin transposition, this structure–activity relationship is inverted.

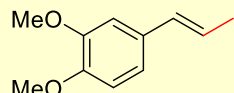
To confirm this, we compared the C=O/C=C substrate preference using cooperative and noncooperative Mn(I)–CNP

Scheme 1. Catalytic Double-Bond Transposition with Mn-7<sup>a,c</sup>

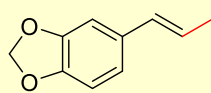
## Industrially relevant targets

**2a**

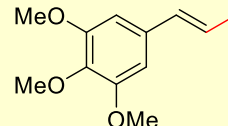
*trans*-Anethole  
88% yield, *E*:*Z* 91:9

**2b**

*trans*-Methyl isoeugenol  
99% yield, *E*:*Z* 97:3

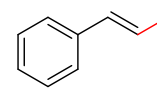
**2c**

Isosafrole  
98% yield, *E*:*Z* 94:6

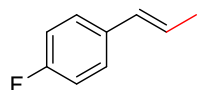
**2d**

*trans*-Isoeulemicin  
72% yield, *E*:*Z* 91:9

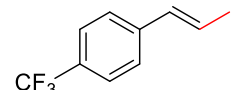
## Functional group tolerance

**2e**

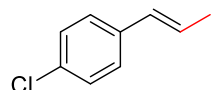
99% yield, *E*:*Z* 95:5

**2f**

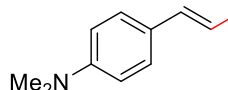
99% yield, *E*:*Z* 96:4

**2g**

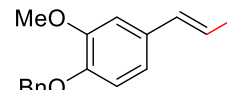
91% yield, *E*:*Z* >99:1

**2h**

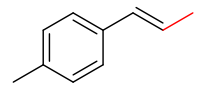
99% yield, *E*:*Z* 95:5

**2i**

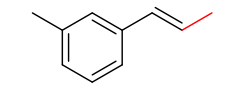
94% yield, *E*:*Z* 92:8

**2j**

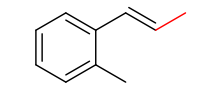
99% yield, *E*:*Z* 93:7

**2k**

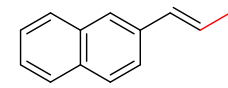
99% yield, *E*:*Z* 96:4

**2l**

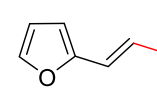
99% yield, *E*:*Z* >99:1

**2m**

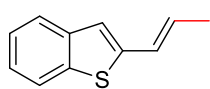
75% yield, *E*:*Z* 78:22

**2n**

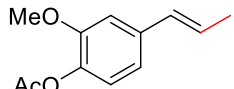
95% yield, *E*:*Z* 94:6

**2o<sup>b</sup>**

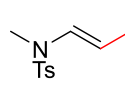
95% yield, *E*:*Z* 74:26

**2p<sup>b</sup>**

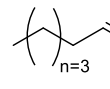
86% yield, *E*:*Z* 81:19

**2q<sup>b</sup>**

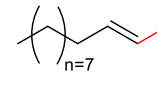
61% yield, *E*:*Z* 88:12

**2r<sup>c</sup>**

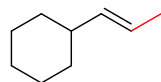
75% yield, *E*:*Z* 84:16

**2s<sup>d</sup>**

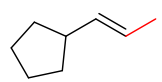
80% yield, *E*:*Z* 55:45

**2t<sup>d</sup>**

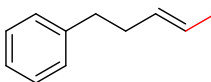
83% yield, *E*:*Z* 62:38

**2u<sup>d</sup>**

89% yield, *E*:*Z* 69:31

**2v<sup>d</sup>**

81% yield, *E*:*Z* 68:32

**2w<sup>d</sup>**

73% yield, *E*:*Z* 67:33

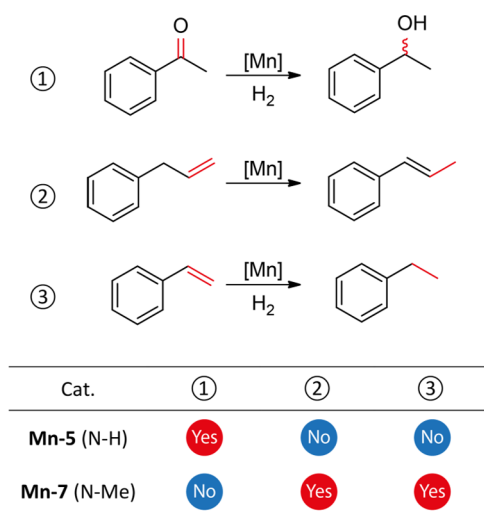
<sup>a</sup>Reaction conditions: substrate **1** (0.25 mmol), **Mn-7** (1 mol %), and 2 mol %  $\text{KBHET}_3$  in 0.5 mL of THF at 60 °C for 24 h. <sup>b</sup>Reaction was performed with 4 mol % **Mn-7** at 70 °C. <sup>c</sup>5 mol % **Mn-7** was used instead. <sup>d</sup>Reaction was performed with 4 mol % **Mn-7** at 70 °C in toluene instead.

counterparts: **Mn-5** and **Mn-7**, respectively. As depicted in Figure 3, the N–H methylation in Mn–CNPs completely suppressed the ketone hydrogenation but enabled the transposition of allylbenzene and even the hydrogenation of styrene. Notably, **Mn-5** with the cooperative N–H functionality was inactive for either of the C=C bond transformation paths. The displayed selectivity prompted further mechanistic analysis of **Mn-7** operation in the course of the reaction.

As a first step in the mechanistic investigation, we conducted cross-reactivity experiments with deuterium-labeled **11-d** and nondeuterated **2a** (Scheme 2). We observed both the intramolecular scrambling as well as the intermolecular crossover of the deuterium label between the olefin products. This is indicative of transposition proceeding via either alkyl or hydrogen atom transfer mechanisms because the cross-

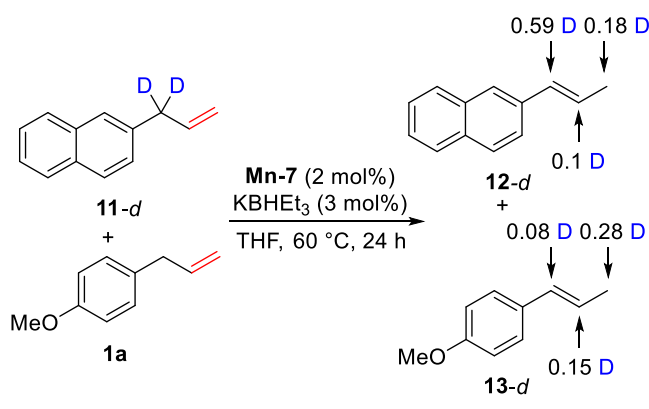
reactivity between deuterated and label-free olefins should involve a Mn–H species as a transfer medium. Together with the previous observation that  $\text{KBHET}_3$  activation was necessary for the catalytic reactivity (Table 1, entry 8), labeling data implies that the formation of Mn hydride must take place in the course of the reaction. To verify this, we monitored the  $\text{KBHET}_3$  activation of precatalyst **Mn-7** followed by the catalytic turnover using NMR and IR spectroscopy.

**Mn-7** readily forms hydrides upon activation. At room temperature, the reaction of **Mn-7** with  $\text{KBHET}_3$  in THF- $d_8$  gave rise to three new doublet resonances in the <sup>1</sup>H NMR spectrum at –5.01, –5.65, and –6.77 ppm with <sup>2</sup>J<sub>PH</sub> = 40.0, 48.0, and 88.0 Hz, respectively (Figure 4a,b). We attributed these peaks to the isomers of tricarbonyl Mn–H species **8**, in total accounting for 97% of the activation products. The



**Figure 3.** Reactivities of Mn(I)–CNP complexes toward C=O and C=C functionalities. See Section S7 for reaction details.

### Scheme 2. Results of Deuterium Crossover Experiments



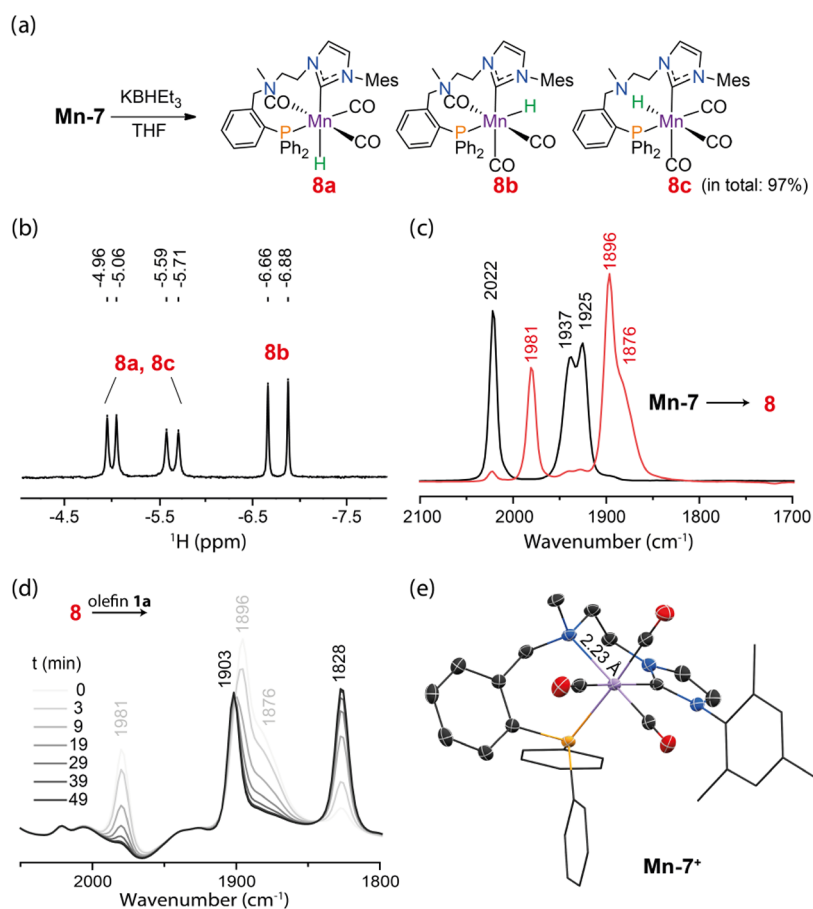
retention of three CO ligands upon the near-quantitative transformation of **Mn-7** during the activation step is confirmed by IR spectroscopy revealing three new bands at 1981, 1896, and 1876  $\text{cm}^{-1}$  (Figure 4c). Since **8** is a tricarbonyl monohydride complex featuring a Mn-bound phosphine donor, we conclude that activation of **Mn-7** leads to the dissociation of the central N-donor group, rendering it hemilabile (see Section S8 for the structural assignments based on the exhaustive expert-bias-free configurational DFT analysis). This contrasts the case of nonmethylated analogue **Mn-5**,<sup>16j</sup> which dissociated the phosphine arm in a similar activation step.

The dissociation of the central N-donor is the major transformation within the CN(Me)P ligand upon the activation, and the hydride complex with the dissociated P-donor was observed in minor amounts (3% NMR yield, see Figure S11). The difference between Mn hydrides with the dissociated N- or P-donor is reflected in hydride ligand shifts in  $^1\text{H}$  NMR (Figure S11) and is supported by DFT calculations (Table S4). Based on DFT analysis, we assume that complex **8** might exist as an octahedral complex with facially bound P- and C-donor groups with isomers distinguished by hydride ligand placement *trans* to NHC, phosphine, or carbonyl ligand (**8a**, **8b**, and **8c**, respectively, Figure 4); all three featuring the dissociated central N-donor group.

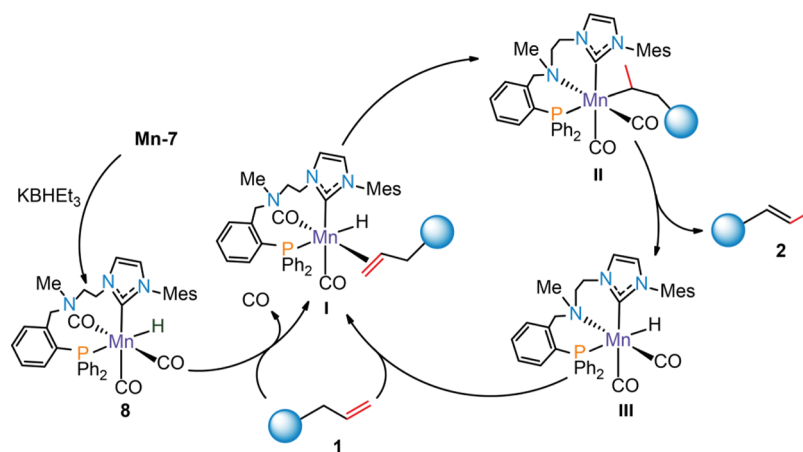
Hydride complexes **8** readily react with olefins. A clean consumption of hydrides in **8** was observed within minutes upon the addition of 4-allylanisole (**1a**). The analysis of this reaction with IR and NMR spectroscopy indicates the formation of the dicarbonyl Mn–alkyl species. Namely, the IR spectrum (Figure 4d) indicates the consumption of **8** and the formation of two new bands at 1903 and 1828  $\text{cm}^{-1}$  typical of dicarbonyl complexes. In the absence of the hydride resonance in the NMR spectrum, this suggests that the reaction of **8** with olefin leads to the formation of metal–alkyl complexes with the N-donor group reattaching to the Mn center. As expected, the gradual production of **2a** was then detected in  $^1\text{H}$  NMR upon heating of the reaction mixture to 60 °C (see Figure S16). This observation of hydride transfer suggests that **Mn-7** isomerizes olefins via the alkyl mechanism. Since we observe no further change in the NMR spectrum, we assume that the metal–alkyl complexes likely represent the resting states in this transformation as was earlier proposed for the high-spin cobalt(II) system by Wiex, Holland, and co-workers.<sup>10b</sup> The transformation that follows the resting state formation in catalysis is typically the rate-determining step. The rate of the olefin transposition reaction should then be determined by the rate of  $\beta$ -hydride elimination (Figure 5, intermediates **II** and **III**), suggesting that the catalysis rate should be independent of substrate concentration. Indeed our kinetic studies revealed an order of 0.14 with respect to the alkene substrate, confirming the hypothesis above (see Figure S17).

Based on the results above, we conclude that the metal–alkyl mechanism is likely operating in the present catalytic system (Figure 5). Activated Mn(I) hydride precatalyst **8** enters the cycle via the reaction with alkene via intermediate **I**. This step requires the dissociation of a CO ligand detected experimentally. Further transformation of **I** involves the hydride transfer to form Mn–alkyl species **II** aided by the reattachment of the N-donor ligand. Subsequent  $\beta$ -hydride elimination furnishes isomerized olefin product **2** and dicarbonyl Mn hydride **III**. The final coordination of another alkene substrate can be kinetically unfavorable due to the saturation of the Mn center with strong field ligands. However, we speculate that this step can be facilitated by the dissociation of the labile N-donor within the Mn–CN(Me)P complex that would liberate the vacant site for olefin coordination, regenerating species **I**. In support of this suggestion, **Mn-7** shows significantly inhibited activity in the presence of competing ligands, e.g., CO and  $\text{PPh}_3$ , that might compete for vacant sites or inhibit the first CO dissociation step (Table 2).

Similar to the case of NH-cooperative Mn(I) catalyst **Mn-5**, our results reveal the high extent of tridentate ligand dynamics throughout the catalyst activation. The suggested involvement of N-donor dissociation in the catalytic cycle<sup>21</sup> would rationalize the selectivity flip toward C=C for Mn complexes obtained by blocking the N–H functionality (Table 1 and Figure 3). To investigate the occurrence of ligand dissociation, control experiments of transposition catalysis were performed in the presence of a series of donor additives that can compete with olefin substrates for the open sites of Mn catalysts (Table 2). The additions of strong field ligands,  $\text{PPh}_3$  and CO, both rendered **Mn-7** nearly inactive (entries 2 and 3), while the reactions with weaker field ligands, pyridine and acetonitrile, gave much lower yields of **2a** (entries 4 and 5) compared to the additive-free experiment (entry 1). The inhibitory effects of



**Figure 4.** Activation of **Mn-7** upon the reaction with  $\text{KBHET}_3$  (a). The hydride region of the  $^1\text{H}$  NMR ( $\text{THF}-d_8$ ) spectra (b) of in situ generated complex **8** (see Figure S11 for full spectra) and the IR spectra (c) of complex **Mn-7** (black) and in situ generated complex **8** (red) recorded in THF. Time-dependent IR spectra evolution (d) for the reaction of complex **8** with olefin (0–49 min, gray to black). Molecular structure (e) of complex **Mn-7** in the solid state with thermal ellipsoids drawn at 50% probability. Hydrogen atoms are omitted for clarity.



**Figure 5.** Mechanistic proposal for Mn-catalyzed olefin transpositions.

donor additives validate the importance of generating coordination space for catalysis. Analyzing the crystal structures (Figure 4e and Table 3) of methylated **Mn-6** and **7**, we find that Mn–N bond lengths are significantly longer in these complexes compared to their NH counterparts **Mn-4** and **-5**.<sup>16j,18a</sup> This trend further suggests that conventional pincer and tridentate ligands in Mn(I) complexes might exhibit dynamics and donor ligand lability that are not characteristic for their noble metal-based counterparts. While the catalytic

functionality of this behavior is open to debate, it clearly invites further research into ligand dissociation dynamics of catalytically relevant Mn(I) complexes.

In summary, this work describes the first precedent of olefin transposition catalyzed by complexes based on abundant and biocompatible Mn metal. This reactivity furnishes an array of 2-alkenes in good selectivities and yields. Importantly, this activity is obtained upon disabling the cooperative function in related Mn catalysts that show activity in carbonyl hydro-

**Table 2. Manganese-Catalyzed Transposition of 4-Allylanisole 1a in the Presence of Donor Additives<sup>a</sup>**

entries	donors	yield (%)	E:Z
1	none	89	91:9
2	PPh <sub>3</sub>	7	
3	CO (3 bar)	4	
4	pyridine	68	85:15
5	acetonitrile	24	83:17

<sup>a</sup>Reaction conditions: 1a (0.25 mmol), donor additive (0.125 mmol), Mn-7 (1 mol %), and 2 mol % KBHET<sub>3</sub> in 0.5 mL of THF at 60 °C for 24 h.

**Table 3. Bond Length of Mn–N for Selected Mn Complexes in the Solid State Calculated from X-ray Data**

complexes	N–H		N–Me	
	Mn-4	Mn-5	Mn-6	Mn-7
Mn–N (Å)	2.14	2.14 <sup>a</sup>	2.24	2.23

<sup>a</sup>The bond length for Mn-5 was determined by DFT analysis previously.<sup>16j</sup>

genation while being virtually inactive toward olefin conversion. We envision that such manipulation on metal–ligand cooperation modes may present a new design direction for controlling early transition metal catalysts and enabling multiple reactivity trains with minimal ligand modification.

## ■ ASSOCIATED CONTENT

### Data Availability Statement

Dataset for this publication is available from 4TU. Research data under DOI: [10.4121/19704391](https://doi.org/10.4121/19704391).

### Supporting Information

The Supporting Information is available free of charge at <https://pubs.acs.org/doi/10.1021/acscatal.2c02963>.

Full synthetic procedure descriptions; characterization data; methodology for catalytic test and calculations (PDF)

Crystallographic data for complex Mn-7 (CIF)  
xyz coordinates of computed structures (ZIP)

## ■ AUTHOR INFORMATION

### Corresponding Authors

**Evgeny A. Pidko** – Inorganic Systems Engineering Group, Department of Chemical Engineering, Faculty of Applied Sciences, Delft University of Technology, 2629 HZ Delft, The Netherlands; [orcid.org/0000-0001-9242-9901](https://orcid.org/0000-0001-9242-9901); Email: [E.A.Pidko@tudelft.nl](mailto:E.A.Pidko@tudelft.nl)

**Georgy A. Filonenko** – Inorganic Systems Engineering Group, Department of Chemical Engineering, Faculty of Applied Sciences, Delft University of Technology, 2629 HZ Delft, The Netherlands; [orcid.org/0000-0001-8025-9968](https://orcid.org/0000-0001-8025-9968); Email: [G.A.Filonenko@tudelft.nl](mailto:G.A.Filonenko@tudelft.nl)

### Authors

**Wenjun Yang** – Inorganic Systems Engineering Group, Department of Chemical Engineering, Faculty of Applied Sciences, Delft University of Technology, 2629 HZ Delft, The Netherlands; [orcid.org/0000-0002-4410-6398](https://orcid.org/0000-0002-4410-6398)

**Ivan Yu. Chernyshov** – TheoMAT Group, ChemBio Cluster, ITMO University, St. Petersburg 191002, Russia

**Manuela Weber** – Institute of Chemistry and Biochemistry, Freie Universität Berlin, D-14195 Berlin, Germany

Complete contact information is available at: <https://pubs.acs.org/10.1021/acscatal.2c02963>

### Author Contributions

All authors have given approval to the final version of the manuscript.

### Funding

This research was supported by the European Research Council under the European Union's Horizon 2020 Research and Innovation Program (Grant Agreement No. 725686).

### Notes

The authors declare no competing financial interest.

## ■ ACKNOWLEDGMENTS

The use of the national computer facilities in this research was subsidized by NWO Domain Science. The work of I.Y.C. was supported by Priority 2030 Federal Academic Leadership Program.

## ■ REFERENCES

- (1) (a) Panten, J.; Surburg, H. *Flavors and Fragrances, 3. Aromatic and Heterocyclic Compounds*; Wiley: Weinheim, 2015; pp 1–45. (b) Larsen, C. R.; Grotjahn, D. B. *The Value and Application of Transition Metal Catalyzed Alkene Isomerization in Industry*; Wiley-VCH Verlag: Weinheim, Germany, 2017; pp 1365–1378.
- (2) (a) Machkenzie, K. *The Chemistry of Alkenes*; Wiley: New York, 1964. (b) Dubrovskiy, A. V.; Kesharwani, T.; Markina, N. A.; Pletnev, A. A.; Raminelli, C.; Yao, T.; Zeni, G.; Zhang, L.; Zhang, X. R.; Rozhkov, R. *Comprehensive Organic Transformations. A Guide to Functional Group Preparations*, 3rd ed.; Wiley: New York, NY, 2017. (c) Alcaide, B.; Almendros, P.; Luna, A. Grubbs' ruthenium-carbenes beyond the metathesis reaction: less conventional non-metathetic utility. *Chem. Rev.* **2009**, *109*, 3817–3858. (d) McDonald, R. I.; Liu, G.; Stahl, S. S. Palladium (II)-catalyzed alkene functionalization via nucleopalladation: stereochemical pathways and enantioselective catalytic applications. *Chem. Rev.* **2011**, *111*, 2981–3019. (e) Zhu, Y.; Wang, Q.; Cornwall, R. G.; Shi, Y. Organocatalytic asymmetric epoxidation and aziridination of olefins and their synthetic applications. *Chem. Rev.* **2014**, *114*, 8199–8256. (f) Lohr, T. L.; Marks, T. J. Orthogonal tandem catalysis. *Nat. Chem.* **2015**, *7*, 477–482. (g) Pirnot, M. T.; Wang, Y. M.; Buchwald, S. L. Copper hydride catalyzed hydroamination of alkenes and alkynes. *Angew. Chem., Int. Ed.* **2016**, *55*, 48–57. (h) Chen, J.; Lu, Z. Asymmetric hydrofunctionalization of minimally functionalized alkenes via earth abundant transition metal catalysis. *Org. Chem. Front.* **2018**, *5*, 260–272. (i) Pollini, J.; Pankau, W. M.; Gooßen, L. J. Isomerizing Olefin Metathesis. *Chem. – Eur. J.* **2019**, *25*, 7416–7425. (j) Wen, H.; Liu, G.; Huang, Z. Recent advances in tridentate iron and cobalt complexes for alkene and alkyne hydrofunctionalizations. *Coord. Chem. Rev.* **2019**, *386*, 138–153.
- (3) Wang, J. *Stereoselective Alkene Synthesis*; Springer: Berlin, 2012.
- (4) (a) Donohoe, T. J.; O'Riordan, T. J.; Rosa, C. P. Ruthenium-Catalyzed Isomerization of Terminal Olefins: Applications to Synthesis. *Angew. Chem., Int. Ed.* **2009**, *48*, 1014–1017. (b) Hilt, G. Double Bond Isomerisation and Migration—New Playgrounds for Transition Metal-Catalysis. *ChemCatChem* **2014**, *6*, 2484–2485. (c) Larionov, E.; Li, H.; Mazet, C. Well-defined transition metal hydrides in catalytic isomerizations. *Chem. Commun.* **2014**, *50*, 9816–9826. (d) Vilches-Herrera, M.; Domke, L.; Börner, A. Isomerization–hydroformylation tandem reactions. *ACS Catal.* **2014**, *4*, 1706–1724. (e) Hassam, M.; Taher, A.; Arnott, G. E.; Green, I. R.; van Otterlo, W. A. Isomerization of allylbenzenes. *Chem. Rev.* **2015**, *115*, 5462–5569. (f) Vasseur, A.; Bruffaerts, J.; Marek, I. Remote functionalization through alkene isomerization. *Nat. Chem.* **2016**, *8*, 209–219.

- (g) Molloy, J. J.; Morack, T.; Gilmour, R. Positional and geometrical isomerisation of alkenes: the pinnacle of atom economy. *Angew. Chem., Int. Ed.* **2019**, *58*, 13654–13664. (h) Sommer, H.; Juliá-Hernández, F.; Martín, R.; Marek, I. Walking metals for remote functionalization. *ACS Cent. Sci.* **2018**, *4*, 153–165. (i) Kochi, T.; Kanno, S.; Kakiuchi, F. Nondissociative chain walking as a strategy in catalytic organic synthesis. *Tetrahedron Lett.* **2019**, *60*, No. 150938. (j) Fiorito, D.; Scaringi, S.; Mazet, C. Transition metal-catalyzed alkene isomerization as an enabling technology in tandem, sequential and domino processes. *Chem. Soc. Rev.* **2021**, *50*, 1391–1406.
- (5) (a) Biswas, S.; Huang, Z.; Choliy, Y.; Wang, D. Y.; Brookhart, M.; Krogh-Jespersen, K.; Goldman, A. S. Olefin isomerization by iridium pincer catalysts. Experimental evidence for an  $\eta^3$ -allyl pathway and an unconventional mechanism predicted by DFT calculations. *J. Am. Chem. Soc.* **2012**, *134*, 13276–13295. (b) Wang, Y.; Qin, C.; Jia, X.; Leng, X.; Huang, Z. An Agostic Iridium Pincer Complex as a Highly Efficient and Selective Catalyst for Monoisomerization of 1-Alkenes to trans-2-Alkenes. *Angew. Chem., Int. Ed.* **2017**, *56*, 1614–1618. (c) Camp, A. M.; Kita, M. R.; Blackburn, P. T.; Dodge, H. M.; Chen, C.-H.; Miller, A. J. Selecting double bond positions with a single cation-responsive iridium olefin isomerization catalyst. *J. Am. Chem. Soc.* **2021**, *143*, 2792–2800. (d) Kita, M. R.; Miller, A. J. An Ion-Responsive Pincer-Crown Ether Catalyst System for Rapid and Switchable Olefin Isomerization. *Angew. Chem., Int. Ed.* **2017**, *56*, 5498–5502. (e) Massad, I.; Sommer, H.; Marek, I. Stereoselective Access to Fully Substituted Aldehyde-Derived Silyl Enol Ethers by Iridium-Catalyzed Alkene Isomerization. *Angew. Chem., Int. Ed.* **2020**, *59*, 15549–15553.
- (6) (a) Zhuo, L.-G.; Yao, Z.-K.; Yu, Z.-X. Synthesis of Z-alkenes from Rh (I)-catalyzed olefin isomerization of  $\beta$ ,  $\gamma$ -unsaturated ketones. *Org. Lett.* **2013**, *15*, 4634–4637. (b) Yip, S. Y. Y.; Aissa, C. Isomerization of Olefins Triggered by Rhodium-Catalyzed C–H Bond Activation: Control of Endocyclic  $\beta$ -Hydrogen Elimination. *Angew. Chem.* **2015**, *127*, 6974–6977.
- (7) (a) Gauthier, D.; Lindhardt, A. T.; Olsen, E. P.; Overgaard, J.; Skrydstrup, T. In situ generated bulky Palladium hydride complexes as catalysts for the efficient isomerization of olefins. Selective transformation of terminal alkenes to 2-alkenes. *J. Am. Chem. Soc.* **2010**, *132*, 7998–8009. (b) Lin, L.; Romano, C.; Mazet, C. Palladium-catalyzed long-range deconjugative isomerization of highly substituted  $\alpha$ ,  $\beta$ -unsaturated carbonyl compounds. *J. Am. Chem. Soc.* **2016**, *138*, 10344–10350.
- (8) (a) Larsen, C. R.; Grotjahn, D. B. Stereoselective alkene isomerization over one position. *J. Am. Chem. Soc.* **2012**, *134*, 10357–10360. (b) Larsen, C. R.; Erdogan, G.; Grotjahn, D. B. General catalyst control of the monoisomerization of 1-alkenes to trans-2-alkenes. *J. Am. Chem. Soc.* **2014**, *136*, 1226–1229. (c) Engel, J.; Smit, W.; Foscatto, M.; Occhipinti, G.; Törnroos, K. W.; Jensen, V. R. Loss and reformation of ruthenium alkylidene: connecting olefin metathesis, catalyst deactivation, regeneration, and isomerization. *J. Am. Chem. Soc.* **2017**, *139*, 16609–16619. (d) Paulson, E. R.; Moore, C. E.; Rheingold, A. L.; Pullman, D. P.; Sindewald, R. W.; Cooksy, A. L.; Grotjahn, D. B. Dynamic  $\pi$ -Bonding of Imidazolyl Substituent in a Formally 16-Electron Cp\* Ru ( $\kappa^2$ -P, N)+ Catalyst Allows Dramatic Rate Increases in (E)-Selective Monoisomerization of Alkenes. *ACS Catal.* **2019**, *9*, 7217–7231. (e) Scaringi, S.; Mazet, C. Kinetically controlled stereoselective access to branched 1, 3-dienes by Ru-catalyzed remote conjugative isomerization. *ACS Catal.* **2021**, *11*, 7970–7977.
- (9) Zhao, K.; Knowles, R. R. Contra-Thermodynamic Positional Isomerization of Olefins. *J. Am. Chem. Soc.* **2022**, *144*, 137–144.
- (10) (a) Pünner, F.; Schmidt, A.; Hilt, G. Up the Hill: Selective Double-Bond Isomerization of Terminal 1, 3-Dienes towards Z-1, 3-Dienes or 2Z, 4E-Dienes. *Angew. Chem., Int. Ed.* **2012**, *51*, 1270–1273. (b) Chen, C.; Dugan, T. R.; Brennessel, W. W.; Weix, D. J.; Holland, P. L. Z-selective alkene isomerization by high-spin cobalt (II) complexes. *J. Am. Chem. Soc.* **2014**, *136*, 945–955. (c) Crossley, S. W. M.; Barabé, F.; Shenvi, R. A. Simple, chemoselective, catalytic olefin isomerization. *J. Am. Chem. Soc.* **2014**, *136*, 16788–16791.
- (d) Schmidt, A.; Nödling, A. R.; Hilt, G. An Alternative Mechanism for the Cobalt-Catalyzed Isomerization of Terminal Alkenes to (Z)-2-Alkenes. *Angew. Chem., Int. Ed.* **2015**, *54*, 801–804. (e) Li, G.; Kuo, J. L.; Han, A.; Abuyuan, J. M.; Young, L. C.; Norton, J. R.; Palmer, J. H. Radical isomerization and cycloisomerization initiated by H<sup>•</sup> transfer. *J. Am. Chem. Soc.* **2016**, *138*, 7698–7704. (f) Liu, X.; Zhang, W.; Wang, Y.; Zhang, Z.-X.; Jiao, L.; Liu, Q. Cobalt-catalyzed regioselective olefin isomerization under kinetic control. *J. Am. Chem. Soc.* **2018**, *140*, 6873–6882. (g) Meng, Q. Y.; Schirmer, T. E.; Katou, K.; König, B. Controllable Isomerization of Alkenes by Dual Visible-Light-Cobalt Catalysis. *Angew. Chem., Int. Ed.* **2019**, *58*, 5723–5728. (h) Zhang, S.; Bedi, D.; Cheng, L.; Unruh, D. K.; Li, G.; Findlater, M. Cobalt (II)-catalyzed stereoselective olefin isomerization: facile access to acyclic trisubstituted alkenes. *J. Am. Chem. Soc.* **2020**, *142*, 8910–8917. (i) Kim, D.; Pillon, G.; DiPrimio, D. J.; Holland, P. L. Highly Z-selective double bond transposition in simple alkenes and allylarenes through a spin-accelerated allyl mechanism. *J. Am. Chem. Soc.* **2021**, *143*, 3070–3074. (j) Liu, X.; Rong, X.; Liu, S.; Lan, Y.; Liu, Q. Cobalt-Catalyzed Desymmetric Isomerization of Exocyclic Olefins. *J. Am. Chem. Soc.* **2021**, *143*, 20633–20639.
- (11) (a) Kapat, A.; Sperger, T.; Guven, S.; Schoenebeck, F. E-Olefins through intramolecular radical relocation. *Science* **2019**, *363*, 391–396. (b) Iwamoto, H.; Tsuruta, T.; Ogoshi, S. Development and Mechanistic Studies of (E)-Selective Isomerization/Tandem Hydroarylation Reactions of Alkenes with a Nickel (0)/Phosphine Catalyst. *ACS Catal.* **2021**, *11*, 6741–6749. (c) Huang, L.; Lim, E. Q.; Koh, M. J. Secondary phosphine oxide-activated nickel catalysts for site-selective alkene isomerization and remote hydrophosphination. *Chem. Catal.* **2022**, *2*, 508–518.
- (12) (a) Jennerjahn, R.; Jackstell, R.; Piras, I.; Franke, R.; Jiao, H.; Bauer, M.; Beller, M. Benign catalysis with iron: unique selectivity in catalytic isomerization reactions of olefins. *ChemSusChem* **2012**, *5*, 734–739. (b) Yu, X.; Zhao, H.; Li, P.; Koh, M. J. Iron-catalyzed tunable and site-selective olefin transposition. *J. Am. Chem. Soc.* **2020**, *142*, 18223–18230. (c) Garhwal, S.; Kaushansky, A.; Fridman, N.; de Ruiter, G. Part per million levels of an anionic iron hydride complex catalyzes selective alkene isomerization via two-state reactivity. *Chem. Catal.* **2021**, *1*, 631–647. (d) Xu, S.; Geng, P.; Li, Y.; Liu, G.; Zhang, L.; Guo, Y.; Huang, Z. Pincer Iron Hydride Complexes for Alkene Isomerization: Catalytic Approach to Trisubstituted (Z)-Alkenyl Boronates. *ACS Catal.* **2021**, *11*, 10138–10147.
- (13) Jankins, T. C.; Bell, W.; Zhang, Y.; Qin, Z.-Y.; Chen, J. S.; Gembicky, M.; Gembicky, M.; Liu, P.; Engle, K. Low-Valent Tungsten Redox Catalysis Enables Controlled Isomerization and Carbonylative Functionalization of Alkenes. *Nat. Chem.* **2022**, *14*, 632–639.
- (14) (a) Biswas, S. Mechanistic Understanding of Transition-Metal-Catalyzed Olefin Isomerization: Metal-Hydride Insertion-Elimination vs.  $\pi$ -Allyl Pathways. *Comments Inorg. Chem.* **2015**, *35*, 300–330. (b) Green, S. A.; Crossley, S. W.; Matos, J. L.; Vásquez-Céspedes, S.; Shevick, S. L.; Shenvi, R. A. The high chemofidelity of metal-catalyzed hydrogen atom transfer. *Acc. Chem. Res.* **2018**, *51*, 2628–2640. (c) Liu, X.; Li, B.; Liu, Q. Base-metal-catalyzed olefin isomerization reactions. *Synthesis* **2019**, *51*, 1293–1310.
- (15) (a) Maji, B.; Barman, M. K. Recent developments of manganese complexes for catalytic hydrogenation and dehydrogenation reactions. *Synthesis* **2017**, *49*, 3377–3393. (b) Filonenko, G. A.; van Putten, R.; Hensen, E. J.; Pidko, E. A. Catalytic (de)hydrogenation promoted by non-precious metals—Co, Fe and Mn: recent advances in an emerging field. *Chem. Soc. Rev.* **2018**, *47*, 1459–1483. (c) Irrgang, T.; Kempe, R. 3d-Metal Catalyzed N- and C-Alkylation Reactions via Borrowing Hydrogen or Hydrogen Autotransfer. *Chem. Rev.* **2019**, *119*, 2524–2549. (d) Kallmeier, F.; Kempe, R. Manganese Complexes for (De) Hydrogenation Catalysis: A Comparison to Cobalt and Iron Catalysts. *Angew. Chem., Int. Ed.* **2018**, *57*, 46–60. (e) Wang, Y.; Wang, M.; Li, Y.; Liu, Q. Homogeneous manganese-catalyzed hydrogenation and dehydrogenation reactions. *Chem* **2021**, *7*, 1180–1223. (f) Azouzi, K.; Valyaev, D. A.; Bastin, S.; Sortais, J.-B. Manganese—new prominent actor in



transfer hydrogenation catalysis. *Curr. Opin. Green Sustainability* **2021**, *31*, No. 100511. (g) Das, K.; Waiba, S.; Jana, A.; Maji, B. Manganese-catalyzed hydrogenation, dehydrogenation, and hydroelementation reactions. *Chem. Soc. Rev.* **2022**, *51*, 4386–4464.

(16) (a) Elangovan, S.; Topf, C.; Fischer, S.; Jiao, H.; Spannenberg, A.; Baumann, W.; Ludwig, R.; Junge, K.; Beller, M. Selective catalytic hydrogenations of nitriles, ketones, and aldehydes by well-defined manganese pincer complexes. *J. Am. Chem. Soc.* **2016**, *138*, 8809–8814. (b) Bertini, F.; Glatz, M.; Gorgas, N.; Stöger, B.; Peruzzini, M.; Veiros, L. F.; Kirchner, K.; Gonsalvi, L. Carbon dioxide hydrogenation catalysed by well-defined Mn (I) PNP pincer hydride complexes. *Chem. Sci.* **2017**, *8*, 5024–5029. (c) Glatz, M.; Stöger, B.; Himmelbauer, D.; Veiros, L. F.; Kirchner, K. Chemoselective Hydrogenation of Aldehydes under Mild, Base-Free Conditions: Manganese Outperforms Rhenium. *ACS Catal.* **2018**, *8*, 4009–4016. (d) Kaithal, A.; Hölscher, M.; Leitner, W. Catalytic Hydrogenation of Cyclic Carbonates using Manganese Complexes. *Angew. Chem., Int. Ed.* **2018**, *57*, 13449–13453. (e) Kumar, A.; Janes, T.; Espinosa-Jalapa, N. A.; Milstein, D. Manganese Catalyzed Hydrogenation of Organic Carbonates to Methanol and Alcohols. *Angew. Chem., Int. Ed.* **2018**, *57*, 12076–12080. (f) Freitag, F.; Irrgang, T.; Kempe, R. Mechanistic Studies of Hydride Transfer to Imines from a Highly Active and Chemoselective Manganate Catalyst. *J. Am. Chem. Soc.* **2019**, *141*, 11677–11685. (g) Zhang, L.; Tang, Y.; Han, Z.; Ding, K. Lutidine-Based Chiral Pincer Manganese Catalysts for Enantioselective Hydrogenation of Ketones. *Angew. Chem., Int. Ed.* **2019**, *58*, 4973–4977. (h) Fu, S.; Shao, Z.; Wang, Y.; Liu, Q. Manganese-catalyzed upgrading of ethanol into 1-butanol. *J. Am. Chem. Soc.* **2017**, *139*, 11941–11948. (i) Kulkarni, N. V.; Brennessel, W. W.; Jones, W. D. Catalytic upgrading of ethanol to n-butanol via manganese-mediated Guerbet reaction. *ACS Catal.* **2018**, *8*, 997–1002. (j) Yang, W.; Chernyshov, I. Y.; van Schendel, R. K.; Weber, M.; Müller, C.; Filonenko, G. A.; Pidko, E. A. Robust and efficient hydrogenation of carbonyl compounds catalysed by mixed donor Mn (I) pincer complexes. *Nat. Commun.* **2021**, *12*, No. 12.

(17) (a) Weber, S.; Stöger, B.; Veiros, L. F.; Kirchner, K. Rethinking Basic Concepts—Hydrogenation of Alkenes Catalyzed by Bench-Stable Alkyl Mn (I) Complexes. *ACS Catal.* **2019**, *9*, 9715–9720. (b) Rahaman, S. M. W.; Pandey, D. K.; Rivada-Wheelaghan, O.; Dubey, A.; Fayzullin, R. R.; Khusnutdinova, J. R. Hydrogenation of alkenes catalyzed by a non-pincer Mn complex. *ChemCatChem* **2020**, *12*, 5912–5918.

(18) (a) Putten, R.; Benschop, J.; de Munck, V. J.; Weber, M.; Müller, C.; Filonenko, G. A.; Pidko, E. A. Efficient and Practical Transfer Hydrogenation of Ketones Catalyzed by a Simple Bidentate Mn–NHC Complex. *ChemCatChem* **2019**, *11*, 5232–5235. (b) Weber, S.; Stöger, B.; Kirchner, K. Hydrogenation of nitriles and ketones catalyzed by an air-stable bisphosphine Mn (I) complex. *Org. Lett.* **2018**, *20*, 7212–7215.

(19) (a) Clapham, S. E.; Hadzovic, A.; Morris, R. H. Mechanisms of the H<sub>2</sub>-hydrogenation and transfer hydrogenation of polar bonds catalyzed by ruthenium hydride complexes. *Coord. Chem. Rev.* **2004**, *248*, 2201–2237. (b) Dub, P. A.; Scott, B. L.; Gordon, J. C. Why does alkylation of the N–H functionality within M/NH bifunctional Noyori-type catalysts lead to turnover? *J. Am. Chem. Soc.* **2017**, *139*, 1245–1260.

(20) (a) Li, H.; Wei, D.; Bruneau-Voisine, A.; Ducamp, M.; Henrion, M.; Roisnel, T.; Dorcet, V.; Darcel, C.; Carpentier, J.-F.; Soule, J.-F.; Sortais, J. B. Rhenium and manganese complexes bearing amino-bis (phosphinite) ligands: synthesis, characterization, and catalytic activity in hydrogenation of ketones. *Organometallics* **2018**, *37*, 1271–1279. (b) Gausas, L.; Donslund, B. S.; Kristensen, S. K.; Skrydstrup, T. Evaluation of Manganese Catalysts for the Hydrogenative Deconstruction of Commercial and End-of-Life Polyurethane Samples. *ChemSusChem* **2022**, *15*, No. e202101705.

(21) (a) Müller, C.; Vos, D.; Jutzi, P. Results and perspectives in the chemistry of side-chain-functionalized cyclopentadienyl compounds. *J. Organomet. Chem.* **2000**, *600*, 127–143. (b) Braunstein, P.; Naud, F. Hemilability of hybrid ligands and the coordination chemistry of

oxazoline-based systems. *Angew. Chem., Int. Ed.* **2001**, *40*, 680–699. (c) Grützmacher, H. Cooperating ligands in catalysis. *Angew. Chem., Int. Ed.* **2008**, *47*, 1814–1818.

## Recommended by ACS

### Near-Ambient-Temperature Dehydrogenative Synthesis of the Amide Bond: Mechanistic Insight and Applications

Sayan Kar, David Milstein, *et al.*

JUNE 07, 2021  
ACS CATALYSIS

READ 

### Examining the Generality of Metal–Ligand Cooperativity Across a Series of First-Row Transition Metals: Capture, Bond Activation, and Stabilization

John J. Kiernicki, Nathaniel K. Szymczak, *et al.*

JUNE 18, 2020  
INORGANIC CHEMISTRY

READ 

### Bidentate NHC–Cobalt Catalysts for the Hydrogenation of Hindered Alkenes

Zeyuan Wei, Qiang Liu, *et al.*

SEPTEMBER 01, 2020  
ORGANOMETALLICS

READ 

### Mechanisms of Electrochemical N<sub>2</sub> Splitting by a Molybdenum Pincer Complex

Quinton J. Bruch, Alexander J. M. Miller, *et al.*

JANUARY 19, 2022  
INORGANIC CHEMISTRY

READ 

Get More Suggestions >