

Clearing the way for participatory data stewardship in artificial intelligence development a mixed methods approach

Kelly, Sage; Kaye, Sherrie Anne; White, Katherine M.; Oviedo-Trespalacios, Oscar

DOI

[10.1080/00140139.2023.2289864](https://doi.org/10.1080/00140139.2023.2289864)

Publication date

2023

Document Version

Final published version

Published in

Ergonomics

Citation (APA)

Kelly, S., Kaye, S. A., White, K. M., & Oviedo-Trespalacios, O. (2023). Clearing the way for participatory data stewardship in artificial intelligence development: a mixed methods approach. *Ergonomics*, *66*(11), 1782-1799. <https://doi.org/10.1080/00140139.2023.2289864>

Important note

To cite this publication, please use the final published version (if applicable).
Please check the document version above.

Copyright

Other than for strictly personal use, it is not permitted to download, forward or distribute the text or part of it, without the consent of the author(s) and/or copyright holder(s), unless the work is under an open content license such as Creative Commons.

Takedown policy

Please contact us and provide details if you believe this document breaches copyrights.
We will remove access to the work immediately and investigate your claim.

Clearing the way for participatory data stewardship in artificial intelligence development: a mixed methods approach

Sage Kelly, Sherrie-Anne Kaye, Katherine M. White & Oscar Oviedo-Trespalacios

To cite this article: Sage Kelly, Sherrie-Anne Kaye, Katherine M. White & Oscar Oviedo-Trespalacios (06 Dec 2023): Clearing the way for participatory data stewardship in artificial intelligence development: a mixed methods approach, *Ergonomics*, DOI: [10.1080/00140139.2023.2289864](https://doi.org/10.1080/00140139.2023.2289864)

To link to this article: <https://doi.org/10.1080/00140139.2023.2289864>



© 2023 The Author(s). Published by Informa UK Limited, trading as Taylor & Francis Group



Published online: 06 Dec 2023.



Submit your article to this journal [↗](#)



Article views: 159




View related articles [↗](#)



View Crossmark data [↗](#)

Clearing the way for participatory data stewardship in artificial intelligence development: a mixed methods approach

Sage Kelly^a , Sherrie-Anne Kaye^a, Katherine M. White^b and Oscar Oviedo-Trespalacios^c

^aCentre for Accident Research and Road Safety – Queensland (CARRS-Q), School of Psychology & Counselling, Queensland University of Technology (QUT), Kelvin Grove, Queensland, Australia; ^bFaculty of Health, School of Psychology & Counselling, Queensland University of Technology (QUT), Kelvin Grove, Queensland, Australia; ^cFaculty of Technology, Policy and Management, Delft University of Technology, Delft, the Netherlands

ABSTRACT

Participatory data stewardship (PDS) empowers individuals to shape and govern their data via responsible collection and use. As artificial intelligence (AI) requires massive amounts of data, research must assess what factors predict consumers' willingness to provide their data to AI. This mixed-methods study applied the extended Technology Acceptance Model (TAM) with additional predictors of trust and subjective norms. Participants' data donation profile was also measured to assess the influence of individuals' social duty, understanding of the purpose and guilt. Participants ($N=322$) completed an experimental survey. Individuals were willing to provide data to AI via PDS when they believed it was their social duty, understood the purpose and trusted AI. However, the TAM may not be a complete model for assessing user willingness. This study establishes that individuals value the importance of trusting and comprehending the broader societal impact of AI when providing their data to AI.

Practitioner summary: To build responsible and representative AI, individuals are needed to participate in data stewardship. The factors driving willingness to participate in such methods were studied via an online survey. Trust, social duty and understanding the purpose significantly predicted willingness to provide data to AI via participatory data stewardship.

ARTICLE HISTORY

Received 10 May 2023
Accepted 28 November 2023

KEYWORDS



AI; user acceptance; psychosocial models; human factors; participatory data stewardship

1. Introduction

Given the recent advancements in artificial intelligence (AI; Chow and Perrigo 2023; Spitale, Biller-Andorno, and Germani 2023) and the dangers of algorithmic bias (Buolamwini and Gebru 2018), participatory methods are required to increase the equity and efficiency of AI (Birhane et al. 2022). Participatory methods involve practices that inform individuals to shape and govern their data through the responsible collection and use of the data (see 2.1; Patel et al. 2021). AI is a manufactured object or entity that can meet or exceed the requirements of the assigned task when considering cultural and demographic circumstances (Kelly, Kaye, and Oviedo-Trespalacios 2023). AI offers new approaches to fields, such as health care and education, by analysing vast data sets to inform recommendations (Monteith et al. 2022). However, diverse human data are needed

to train AI as, without contextual knowledge, representation and interpretation, AI may cause harm (Buolamwini and Gebru 2018; Chan et al. 2021).

Machine learning models, which rely on data for training and evaluation, can be biased and lead to discriminatory outcomes. For example, since its launch in 2020 ChatGPT has produced sexist and racist outputs, such as identifying white males as the standard of good scientists and intellectuals (Piantadosi 2023; Singh and Ramakrishnan 2023). In other instances, an AI mole scanner did not detect cancerous moles on dark skin types as it was trained on predominantly Caucasian skin tones (Goyal et al. 2020; Lashbrook 2018). Furthermore, AI machines are less likely to grant bank loans to women due to the available historical examples that overrepresent males (Eyers, 2021). This is true for similar under-representations of age, race and sexual orientation. In these instances,

CONTACT Sage Kelly  sage.kelly@hdr.qut.edu.au  Queensland University of Technology (QUT), 130 Victoria Park Road, Kelvin Grove 4059 (Brisbane), Queensland, Australia.

© 2023 The Author(s). Published by Informa UK Limited, trading as Taylor & Francis Group
This is an Open Access article distributed under the terms of the Creative Commons Attribution License (<http://creativecommons.org/licenses/by/4.0/>), which permits unrestricted use, distribution, and reproduction in any medium, provided the original work is properly cited. The terms on which this article has been published allow the posting of the Accepted Manuscript in a repository by the author(s) or with their consent.

societal biases are mirrored and amplified in AI output due to the skewed data available.

Consequently, global policymakers and technology developers are seeking to ethically engage individuals in the value-driven design of policies and technologies, such as AI, by intentionally submitting their personal information to tackle societal issues (Kapoor and Whitt 2021; Parkes et al. 2023). While research has platformed the opinion of technology experts (Robertson and Maccarone 2022) and scholars (Couldry et al. 2018), understanding user attitudes towards AI is required to design ethical and practical devices (McMahon and Byrne 2008; Sloane et al. 2020). The absence of participatory methods results in AI devices being built from a solely technocratic perspective, disadvantaging the average user (Birhane et al. 2022). As data receivers, AI developers and researchers must actively collaborate with users to define and refine the design processes to minimise public risk (Gomez Ortega, Bourgeois, and Kortuem 2022). This paper aims to extract key themes that guide users' willingness to provide their data to participate in AI data stewardship.

2. Background

2.1. Participatory data stewardship (PDS)

Participatory data stewardship (PDS) involves a person knowingly consenting to give their behavioural data to facilitate research and development (Gomez Ortega, Bourgeois, and Kortuem 2022). Examples of behavioural data include everything from details of menstrual cycles (Gomez Ortega, Bourgeois, and Kortuem 2022) to mobility data (Lawrence and Oh 2021). Historically, participation in AI development is entered somewhat unknowingly (e.g. training machine learning through reCAPTCHAs, ranking Uber drivers, using chatbots) with no direct or immediate benefit to the user (Sloane et al. 2020). For instance, OpenAI collects information about how each user interacts with ChatGPT, informing improvements to the software (Seger et al. 2023; Swisher 2023). However, when using ChatGPT, the provision and collection of data by the company may be overlooked as the user is not actively prompted to consent or object to submitting their data.

In contrast, a data steward determines what, when, how and with whom their private data is shared (Parkes et al. 2023; Young 2018). When fully realised, PDS encourages individuals, including those historically disenfranchised, to regain control and rebalance the asymmetries of traditional data collection used to train AI (Patel et al. 2021). Like open science initiatives, PDS fosters open data access via transparent,

accessible and collaborative development (Stracke 2020). As such, PDS creates more significant data equity by addressing current data gaps and allowing individuals the agency to participate in the modern data economy to benefit both the consumer and the technology.

Interest in PDS has risen recently due to changes in data-sharing policies that enable data transference, such as the General Data Protection Regulation, a European data protection law (Araujo et al. 2022; European Commission 2022; Gomez Ortega, Bourgeois, and Kortuem 2022). Gomez Ortega, Bourgeois, and Kortuem (2022) followed 35 participants from eight countries who donated their data from a menstrual cycle app for research purposes. They found that various reasons drove donors' willingness to contribute their data, including the type of data, the effort expectancy, information presentation and the context (Gomez Ortega, Bourgeois, and Kortuem 2022). As such, this previous research suggests that different predictive factors may drive user willingness to provide their data to AI.

While Gomez Ortega, Bourgeois, and Kortuem (2022) provided insights into the factors that drove data donation in a specific context, the current paper aims to integrate PDS literature into AI research. Specifically, this paper aims to research the provision of data for AI rather than the donation of data for no compensation. However, as literature in this field is sparse, we will draw upon data donation literature to inform our study. To date, much of the recent research is focused on the use of governmental data rather than PDS for AI fields (Schmidhuber, Hilgers, and Randhawa 2021; Wijnhoven, Ehrenhard, and Kuhn 2015). Furthermore, limited research has assessed the psychological determinants of providing such data (Pilz and Gewald 2013). Jarrahi et al. (2023) state that the applicability of established psychological theories should be applied to assess AI use. As such, we will apply the Technology Acceptance Model (TAM; Davis 1985, 1989) to assess the behavioural drivers behind individuals' willingness to provide their data to AI.

2.2. Willingness

Willingness describes an individual's openness to performing a specific behaviour (Gibbons et al. 1998; Pomery et al. 2009). As such, measuring willingness represents how an individual believes they would react in a particular situation (Pomery et al. 2009). In their Prototype Willingness Model, Gibbons et al. (1998) characterised willingness as an openness to a

risky opportunity that manifests via a reaction when the opportunity arises (Gibbons et al. 1998). Alternatively, Fishbein (2008) disagreed with Gibbons et al. (1998), stating that intentions and willingness are highly correlated and both measure behaviour equally well, regardless of the situation (Pomery et al. 2009). Other studies have added to this claim, stating that willingness increases the predictive validity of behavioural intentions (Thornton, Gibbons, and Gerrard 2002; van Empelen and Kok 2006) and that willingness/intention is the primary determinant of actual use behaviour (Ajzen and Fishbein 1975). As such, willingness was selected over intentions as the dependent variable for the current study.

2.3. Technology acceptance model (TAM)

Technology acceptance models have been utilised to explain user intention, willingness and use for various novel and existing technologies, from online shopping technologies (Gefen, Karahanna and Straub 2003) to futuristic automated vehicles (Kaye et al. 2020; Meyer-Waarden and Cloarec 2021). The TAM (Davis 1985, 1989) is commonly used to measure intentions and actual behaviour. It was adapted from the Theory of Reasoned Action (Fishbein, Ajzen, and Belief 1975) and postulates that external variables, such as the media and social references, inform humans' *perceived usefulness* (PU) and *perceived ease of use* (PEOU), which contribute to their intentions to use technology, ultimately driving their actual system usage (Davis 1985, 1989). Kelly, Kaye, and Oviedo-Trespalcacios (2023) reviewed research that assessed user acceptance of AI in different fields and found that the TAM was the most cited acceptance model, with PU positively predicting behavioural intention across multiple industries. Furthermore, the frequent extension of the TAM to include additional variables, such as subjective norms and trust, highlights its flexibility when researching acceptance amongst multiple contexts (Kelly, Kaye, and Oviedo-Trespalcacios 2023).

2.3.1. Perceived usefulness (PU)

PU is defined as the degree to which a user perceives the technology as beneficial to their everyday life (Davis 1989). It is hypothesised that the more useful an individual perceives the technology, the more likely they are to use the device (Davis 1989). In the years since Davis' (1989) paper, the TAM has been adopted by a range of researchers who have consistently demonstrated that PU is the strongest positive predictor of an individual's behavioural intention to use new

technology when compared to PEOU (Davis 1989; Rafique et al. 2020; Venkatesh et al. 2003). As such, PU is well established as a significant positive predictor of behavioural intentions.

2.3.2. Perceived ease of use (PEOU)

PEOU refers to a user's perception of how effortless a particular technological device would be to use (Davis 1989). As PEOU is only relevant to the intrinsic (i.e., technical) process of performing an activity, as opposed to the beneficial or entertaining aspects, it is reasoned to have a weaker influence on technology acceptance than PU (Davis 1989). Some studies have found that PEOU is not a significant predictor of behavioural intentions due to the heightened role of technology in society since Davis first proposed the model (Z. Liu, Shan, and Pigneur 2016; Mun et al. 2006; van Eeuwen 2017). As such, the relevance of PEOU in the TAM may depend on the context. For instance, PEOU may be higher when individuals have everyday contact with a device, such as a computer, compared to a virtual reality headset due to the infrequency of use and unfamiliarity with the functioning (Belanche, Casalo, and Flavian 2019; Kelly, Kaye, and Oviedo-Trespalcacios 2023).

2.4. Subjective norms

Subjective norms is frequently included in acceptance models to measure the human desire to make decisions based on the desire to be approved by important others (Ajzen 1991; Kelly, Kaye, and Oviedo-Trespalcacios 2023). In revising the TAM (i.e., TAM2), subjective norms was incorporated as a predictive measure of technology acceptance (Venkatesh and Davis 2000). Following this revision, subjective norms has been a significant predictor in TAM extensions to predict acceptance via attitudes and intentions (Lin et al. 2021; Memon and Memon 2021; Song 2019). For instance, Song (2019) extended the TAM and found that behavioural intention to use AI virtual assistants increases with subjective norms. Therefore, subjective norms is a significant and positive predictor of behavioural intentions to use AI when included in the TAM.

2.5. Trust

Trust in AI can be defined as the reliance on an agent for an individual's well-being (Kaplan et al. 2021). It is, therefore, a subjective construct that may differ depending on the individual, the technology and the context. Trust is required to accept the risk to privacy

and personal autonomy accompanying the use of AI (Platt and Kardia 2015). Lack of trust, therefore, reduces the integration of AI into daily life (Gillath et al. 2021). Differing constructs have been found to precede trust. For instance, Gillath et al. (2021) studied 248 participants and found that, as familiarity with AI increased, so did trust. Similarly, Platt and Kardia (2015) found that knowledge of AI predicted trust, privacy, benefits, experience and psychosocial factors. However, the effect of trust on AI acceptance differs between contexts and individuals (Kelly, Kaye, and Oviedo-Trespalacios 2022).

Many individuals are predisposed to distrust AI. Harrington, Erete, and Piper (2019) researched participatory design methods among underserved populations (e.g. low-income and queer populations). They found that individuals within these communities did not trust how their data would be used (Harrington, Erete, and Piper 2019). Harrington, Erete, and Piper (2019) concluded that trusting relationships were needed to facilitate data sharing between researchers and the community. It may be that the participants were especially untrusting due to the historical distrust of institutions, such as technology, that have created trauma in underserved communities. As such, minority status (e.g. race) may influence user willingness to participate in data stewardship for AI. Therefore, demographic information reflecting minority status should be tested in an extended TAM to test if it predicts willingness to provide data for AI.

2.6. Personal characteristics

Personal information, including age and gender identity, may also influence willingness to provide data to AI. The Special Eurobarometer 460 studied individuals ($N = 27,901$) across 28 European countries and found differing attitudes amongst different demographic groups (European Commission 2017). Specifically, the study found that respondents who were young, male, well-educated, frequent Internet users, and those with less financial stressors exhibited more positive attitudes towards digitalisation and robots (European Commission 2017). It might be suggested that the intersection of these identifiers allows the individual to feel a sense of safety as they are less at threat of job loss or discrimination than their older, female, lower socioeconomic status counterparts (Fietta et al. 2022; Srinivasan 2021; Walsh 2018).

Age has also been found to be a significant predictor of intentions to use and trust AI (Sousa and Beltrão 2021). Fietta et al. (2022) found that being

older and female were significantly and positively correlated with negative implicit and explicit attitudes towards AI. In another study, Chaudhry, Paquibut, and Chabchoub (2022) studied workers in the United Arab Emirates and explored how their trust in AI influenced their intention to adopt AI at work. The findings revealed a significant difference in trust between age groups. Specifically, Generation X and Millennials trusted AI more than Baby Boomers¹ (Chaudhry, Paquibut, and Chabchoub 2022). Sousa and Beltrão (2021) also found that Generation X individuals were more trusting and accepting of AI than older generations (Sousa and Beltrão 2021).

Gender can moderate users' behavioural intentions to use AI (Andrews, Ward, and Yoon 2021; K. Liu and Tao 2022) and predicts intention to use AI (Guo et al. 2015). Yigitcanlar, Degirmenci, and Inkinen (2022) studied 605 Australian adults' perceptions of AI via an online survey. Data analysis revealed that gender significantly drove perceived AI risk and trust. Specifically, females were more susceptible to AI risks than males (Yigitcanlar, Degirmenci, and Inkinen 2022). In another study, Selwyn and Gallo Cordoba (2022) found that males were more likely than females to describe themselves as 'knowing a lot' about AI. As data depositaries require fair and non-biased data, it is essential to explore if gender is a significant predictor of willingness and if there is a gender difference between users willing to provide their data to AI.

Despite these findings, contradictory reports have also arisen, with Yang et al. (2019) and Xiang et al. (2020) finding that individuals who identified as males and minorities are likely to choose AI for medical services rather than human practitioners, therefore, indicating that demographic information, especially the intersectionality of multiple demographics, influences intentions of AI technology. However, the influence of demographics on acceptance may differ depending on the service industry (Kelly, Kaye, and Oviedo-Trespalacios 2022). Furthermore, we acknowledge that the experience of minorities differs. The research, as mentioned above, elucidates the need to include demographic information in the extended TAM to measure willingness to provide data based on the evidence that factors such as age and gender influence behavioural intentions to use AI.

2.7. Data donation profile

Public participation in AI via PDS has been recommended in recent reports and proposals (Patel et al. 2021; Whittlestone et al. 2019). However, no existing

model measures what factors might predict user willingness to provide their data for AI. Alternatively, to test people's willingness to donate their data, Skatova and Goulding (2019) developed a Data Donation scale, which contained 18 items that assessed duty, purpose and self-image on a five-point Likert scale from 'strongly disagree' to 'strongly agree'. These factors were based on research that indicated that some individuals feel it is their social responsibility to donate (Mujcic and Leibbrandt 2018), that control over data is essential (Bonney et al. 2009) and that self-motivating feelings (e.g. positive sense of self that follows donating) drive donation (Andreoni 1990; Evans and Ferguson 2014; Ferguson 2015; Ferguson and Lawrence 2016). Preliminary testing of this scale revealed that it explained 62% of the variance in willingness to donate, with good fit statistics (Skatova and Goulding 2019).

In their study, Skatova and Goulding (2019) studied 1,300 participants' intentions and reasons for donating their supermarket loyalty card data to either a cancer research centre, a university medical centre, or a generic charity (Skatova and Goulding 2019). The results indicated that over half (55.7%) of the participants elected to donate their data, with the social duty to benefit others as the strongest predictor of donation, suggesting that people have an innate desire to help others (Skatova and Goulding 2019). This research supports other studies that found that participants were likely to 'buy in' to case studies where sharing their data benefited society (Centre for Data Ethics and Innovation 2021; Gomez Ortega, Bourgeois, and Kortuem 2022).

Additionally, self-image, duty and understanding of the purpose of the data significantly predicted willingness to donate data, above and beyond personal characteristics, Prosocial Tendencies Measure scales and Self-Report Altruism scales (Skatova and Goulding 2019).

Further research is required to assess if findings from the extant literature on data donation can be transferred to other countries and contexts. For instance, Skatova and Goulding (2019) research is limited to a specific context (i.e., health behaviour in the United Kingdom) for donation and does not specify the use of data for AI. As such, research is required to test if these scales are also predictive of willingness to provide data to AI in the context of PDS.

3. Current study

3.1. Objectives

This study offers a broad view of user willingness to participate in data stewardship for AI. Three research questions were proposed to explore user willingness to participate in data stewardship by providing their data to AI. The research questions combined the existing theoretical frameworks of an extended TAM (eTAM) and data donation research to examine which factors predicted user willingness to participate in AI data stewardship (Figure 1).

This study aimed to explore user willingness to participate in data stewardship for AI in a multi-industry analysis, as the authors' previous work suggested that

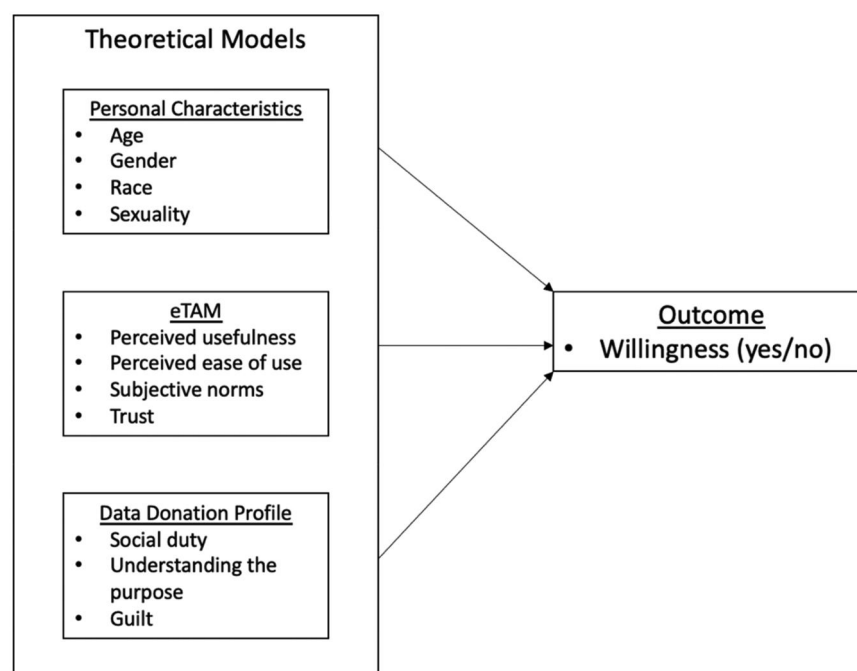


Figure 1. Conceptual research model.

a broader enquiry was needed to assess willingness to participate in data stewardship across various industries (Kelly, Kaye, and Oviedo-Trespalacios 2022). As such, participants' willingness to PDS was explored after exposure to one of three written scenarios or a control condition. The scenarios were AI for health-care, organisational use and educational purposes (see Section 4.3). These industries were selected due to AI's heightened interest and use in the current literature (Leslie et al. 2021; Na et al. 2022; Nazaretsky et al. 2022). Three research questions were formulated to structure the investigation:

Research Question 1: Would individuals be willing to participate in data stewardship for AI?

Research Question 2: What factors predict user willingness to participate in data stewardship for AI?

Research Question 3: What is the reasoning underlying people's decisions to provide data to AI?

4. Methods²

4.1. Participants and recruitment

We recruited 322 participants aged 18 and older (M age = 28.38 years, $SD = 16.05$, range 18-88 years) from the Australian population. The sample included 213 females (66.1%), 94 males (29.2%), 7 gender non-binary individuals (2.2%), 3 queer individuals (1%), 3 participants preferring not to say (1%), 1 who identified as 'other' (0.3%) and 1 transgender individual (0.3%). The participants self-identified their race as white Australian (70.8%), Asian (10.1%), multiple races (6.9%), 'other' (4.5%), Asian Indian (2.8%), Hispanic (1.7%), Australian Aboriginal (1%) and African American (1%). The remaining participants preferred not to say (2) or were unsure (1). Recruitment was conducted online and via word-of-mouth. Participants comprised 171 first-year psychology students at Queensland University of Technology recruited through an online university student research management system (SONA) and received 0.5-course credit for survey completion. The remainder ($n = 151$) of the participants were recruited from the general population and were allowed to enter a prize draw with the chance to win one of six \$50 (AUD) gift vouchers.

4.2. Measures

4.2.1. Extended Technology Acceptance Model

A seven-point Likert Scale (1 = *Strongly disagree*, 7 = *Strongly agree*) was used to assess the extended TAM variables. Two items measured PU, 'I think AI would be very useful' and, 'I think AI would improve/

enhance my ability to live' (Cheng, Lam, and Yeung 2006; Davis 1985). Two items represented PEOU, 'I think AI would make my daily life easier' and, 'I think interacting with an AI device would be difficult for me' (Cheng, Lam, and Yeung 2006; Davis 1985). As per Kelly, Kaye, and Oviedo-Trespalacios (2023), additional variables were assessed alongside the two TAM variables to strengthen the model's predictability: trust and subjective norms. Two items measured trust, 'I trust AI to make predictions, recommendations, or decisions influencing real or virtual environments' and 'AI is a trustworthy channel for me to share my personal details' (Choung, David, and Ross 2022; Dinev and Hart 2006). Three items were employed to assess subjective norm; 'If people close to me used AI, I would too', 'Most people who influence my behaviour would think that I should use AI for daily life', and 'Most people whose opinions I value would approve of me using AI for daily life' (Ajzen 1991). For all measures, higher scores represent a higher endorsement of the items. Appendix A lists the measurement items used in the survey and their associated references.

4.2.2. Data Donation scale

The participants' data donation profile (DDP) was measured via the Data Donation scale, adapted from Skatova and Goulding (2019). This scale contains 18 items, shows a high convergent validity and is a reliable measure of willingness to donate data (Carlo et al. 2005; Skatova and Goulding 2019). All items were measured on a 7-point Likert Scale (1 = *Strongly disagree*, 7 = *Strongly agree*). Five items were used to measure social duty to help others; for example, 'I would donate my data to AI research because I believe that I have a responsibility to help others'. Seven items measured the participants' understanding of the purpose of how the data would be used. For instance, 'Before donating my data to AI research, I would seek to understand the purpose of giving data for research'. Six items measured guilt. For example, 'If I did not donate my data to AI research, I would feel less guilty if others did the same'. Higher scores represented higher levels of social duty to help others, the need to understand the purpose of how the data would be used and guilt. Appendix B lists the measurement items used in the survey and the associated reference.

4.2.3. Willingness

Willingness to participate in data stewardship for AI was measured on a binary scale (*yes* or *no*). As such, the item measured willingness and objection to

participate in data stewardship for AI. This factor follows the outcome variable presented in Gursoy et al.'s (2019) AI Device Use Acceptance model. Participants were also prompted to provide a written response to explain their choice.

4.3. Design

This study was a one-way between-subjects experimental design. Participants were presented with the following information,

Technology companies, such as Google and Amazon, collect their own data based on images, videos, text and speech provided to them by users. This data is then utilised to train AI agents by finding patterns and themes within these datasets. For instance, if the machine is asked to recognise a figure three, it will be coded on correct answers (i.e., figure threes) and wrong responses (i.e., other digits). As such, the more figure threes this technology has to learn from, the smarter it grows. However, if the machine is only trained on black images of figure threes, it may not recognise a red figure three and will code it incorrectly.

The participants were then randomly allocated into a condition (health care, organisational use, educational use, or a control condition) and asked to read a corresponding paragraph (Appendix C). This was to provide participants with concrete examples of why PDS is needed and to study if there were any between-group differences. The participants were then asked, 'Are you willing to give your data to help train AI?' Participants could choose between yes or no. They were prompted to explain their reasoning in both instances.

4.4. Procedure

The study was approved by the Queensland University of Technology (QUT) Ethics Committee (approval number: 5695). Participants were recruited via QUT classified email list and paid social media, including Facebook, Instagram and SONA. After obtaining participants' informed consent and ensuring they met the entry criteria (e.g. 18 or older), participants were directed to complete an online Qualtrics survey. First, the survey elicited the participants' demographic information (e.g. age and gender). The participants were then provided with a written definition of AI, 'an unnatural object or entity that possesses the ability and capacity to meet, or exceed the requirements of the task it is assigned when considering cultural and demographic circumstances' (Kelly, Kaye, and

Oviedo-Trespalcios 2023) and examples of AI (e.g. Siri, chatbots, predictive text) to ensure a standard level of knowledge amongst all participants.

Participants then answered Skatova and Goulding's (2019) Data Donation Scale. Following this, participants were told that 'AI research' was defined as 'data collection that contributes to the training and development of AI technology'. The participants then completed the extended TAM.

Participants were then randomly allocated into one of four conditions and asked to read an extract on PDS. Each group was presented with a different extract of PDS that included an example of AI in an organisational product (recruitment system), health service (general health practitioner), education and a general scenario (which acted as the control scenario; see Appendix C). Participants were asked if they were willing to give their data to help train AI. They were then prompted to explain (in their own words) why. The online survey was conducted from April 2022 to March 2023.

5. Results

5.1. Quantitative analyses

All data were assessed at a significance value of $p < 0.05$. Descriptive data are presented first, followed by frequency statistics to answer RQ1. A logistical regression is then presented to answer RQ2. The Statistical Package for the Social Sciences (SPSS) Version 28 was used to conduct all analyses for this study. Little's Missing Completely at Random (MCAR) test revealed that less than 5% of data were missing and that data were missing completely at random, $\chi^2(3, N = 322) = 5.42, p = 0.143$.

5.1.1. Assumptions

Visual assessment of the residual histograms indicated that data were normally distributed. The residual and pairwise scatterplots confirmed linearity. Skewness and kurtosis values were between the recommended ± 2 (Bowerman and O'Connell 1990). Collinearity tests indicated that the assumption of multicollinearity was met (i.e., $VIF > 10$, $Tolerance < 0.1$; Bowerman and O'Connell 1990). The observations were independent.

5.1.2. Descriptive data

Descriptive statistics of the independent variables are presented in Table 1. Reliability was moderate to strong for all scales except PEOU ($r = 0.11, p = 0.047$), which signifies a weak correlation. As such, one item ('I think AI would make my daily life easier') was

Table 1. Descriptive and reliability statistics of scales.

Scale	<i>n</i>	<i>M</i> (<i>SD</i>)	95% CI	α	Range	Skew
PU	319	4.97 (1.29)	[0.76–2.26]	$\rho = 0.77^{a***}$	1–7	–0.70
PEOU-ease	320	4.79 (1.48)	[0.45–1.10]	–	1–7	–0.74
Trust	320	3.52 (1.39)	[0.32–0.77]	$\rho = 0.59^{a***}$	1–7	0.01
Subjective norm	320	3.70 (1.28)	[0.47–1.17]	0.80***	1–7	–0.18
Social duty	322	3.33 (1.51)	[0.37–0.80]	0.92***	1–7	0.22
Purpose	322	5.20 (1.40)	[0.40–0.83]	0.92***	1–7	–1.19
Guilt	322	2.70 (1.36)	[0.92–2.07]	0.89***	1–7	0.66

Notes: *n*: valid sample size; *M*: mean; *SD*: standard deviation; CI: confidence interval; α : Cronbach's alpha. 1 = strongly disagree, 7 = strongly agree.

^aSpearman's rank order (two-tailed) correlation was undertaken as scale comprised of two items.

***Correlation is significant at $p < .001$ level, two-tailed.

chosen to be assessed independently to allow for the inclusion of PEOU in the model.³ This method has been used in similar scenarios, such as Kaye et al. (2020), which measured PEOU via a single item due to low-reliability scores. Table 1 highlights that all scales were reliable, and the data were normally skewed.

5.1.3. Bivariate relationships

The bivariate correlations between the independent and dependent variables can be found in Appendix D. Categorical demographic information (gender, race and sexual orientation) were converted to binary items (e.g. female and other, white Australian and other, straight and other). While we recognise that more than two genders, races and sexualities exist, this was required to conduct the analyses. Age, race and sexual orientation were not significantly related to willingness. Gender, the extended TAM variables (e.g. PU, PEOU-ease, trust and subjective norms) and the data donation variables (e.g. social duty, understanding of purpose and guilt) were significantly and positively related to willingness.

5.1.4. Preliminary data checks

Chi-square analyses were conducted to explore if there were any significant differences between the four conditions in participants' gender, race, or sexual orientation. The findings revealed no significant difference between genders $\chi^2(3, N = 320) = 0.13, p = 0.989$, race, $\chi^2(3, N = 320) = 2.78, p = 0.426$, or sexual orientation, $\chi^2(3, N = 319) = 1.52, p = 0.677$ for each condition.⁴ A one-way ANOVA demonstrated no significant difference in the age of participants between groups, $F(3, 319) = 0.15, p = 0.931$.

A chi-square test revealed no significant difference in willingness to provide data to AI between the three scenarios and control condition, $\chi^2(3, N = 278) = 0.66, p = 0.883$. Given that there were no significant differences in the willingness ratings between participants allocated to the health, organisational, education and general control condition, the subsequent logistic regression was performed using the total sample instead of performing a separate analysis for each condition.

Table 2. Logistic regression.

	B	SE	df	Sig.	Exp(B)
Personal characteristics					
Age	0.00	0.01	1	0.757	1.00
Gender	0.53	0.37	1	0.159	0.59
Race	–0.20	0.37	1	0.599	1.22
Sexual orientation	0.44	0.38	1	0.249	0.65
eTAM					
PU	–0.27	0.28	1	0.324	1.31
PEOU-ease	0.35	0.23	1	0.120	0.70
Trust	0.70	0.22	1	0.002	0.50
Subjective norms	0.30	0.23	1	0.198	0.74
Data donation profile					
Social duty	0.61	0.20	1	0.002	0.54
Understanding	0.54	0.19	1	0.003	0.58
Guilt	–0.32	0.21	1	0.120	1.38

Notes. $N = 277$. B: unstandardised coefficients; SE: standard error; df: degrees of freedom; Exp(B): exponential coefficients.

Bolded variables were significant predictors in the model.

5.1.5. Logistic regression

A binary logistic regression was conducted to measure the predictive power of demographic details (age, gender, race and sexual orientation), the eTAM (PU, PEOU – ease, subjective norm and trust) and DDP (social duty to help, understanding the purpose, guilt and self-image) on willingness to provide data to AI (Table 2). An a priori power analysis was conducted using G*Power (Faul et al. 2009) to evaluate the sample size for the logistic regression. The observed statistical power was 0.80, $\alpha = 0.05$ (Beck 2013; Cohen 2013) for a sample of 213 participants providing evidence for the robustness of the sample size ($N = 277$). The model was a significantly better predictor of willingness than with no predictors added $\chi^2(11, N = 277) = 146.77, p < 0.001$ and explained 55.4% of the variance (Nagelkerke $R^2 = 0.55$). Hosmer and Lemeshow's test confirmed that the model did not predict outcomes significantly different to the observed $\chi^2(8, N = 277) = 5.28, p = 0.727$. The constructs significantly predicted willingness ($p = 0.003$), with a coefficient of 0.36 ($SE = 0.12, Wald \chi^2 = 8.60, df = 1$).

Categorical demographic information (gender, race and sexual orientation) were converted to binary items (e.g. female and other, white Australian and other, straight and other).

Table 3. Primary qualitative themes.

Willingness or objection	Theme	Sub-theme	Examples of quotes	Frequency
Willingness	1. Benefit society		'If this data will help in the training of AI to help others, such as in medical contexts or to provide samples of other groups (i.e. genders, sexualities, etc)' (F, 18).	52
		Medical care ^a	'Yes, AI is integral to many aspects of peoples life and if improvement continues can greatly improve their lives like with healthcare such as prosthesis, recognising risks of permanent eye damage, etc' (gender non-binary, 19).	
	2. Technology development		'If there is bias in the original data set that the AI is trained with, these biases will flow through to the eventual outcomes of the AI. It is important to give the AI the best possible chance to make decisions that are non-discriminatory and safe for all people' (M, 42).	45
	3. Knowledge		'As long as I know how the data is being used and what data is required, I don't see an issue with giving it to help train AI' (F, 18).	18
Objection	1. Privacy concerns		'I am uncomfortable with sharing personal details unnecessarily' (F, 29).	23
	2. Lack of trust		'I don't trust the big companies that control it' (M, 59).	23
	3. Understanding the purpose		'I would need to know more about where it was going, who is using it and what for' (F, 59)	22

^aMedical care was the only scenario (from the educational, organisational, health care and control conditions) mentioned in the qualitative responses.

5.2. Qualitative analysis

The first author undertook a content analysis to review the responses to the open-ended question, 'Are you willing to give your data to help train AI? Why?'. The majority ($n = 278$, 86.3%) of participants provided written responses to this question. One hundred sixty-three (58.6%) of those participants responded that yes, they were willing to give data to help train AI, and 115 participants (41.4%) responded that no, they were not willing to give data to help train AI. The open-ended responses were compiled into a Microsoft Excel document and classified into themes by reviewing the frequency of the content reported by participants. The first author identified the themes by reviewing the frequency of participant responses and discussed with all other authors. Table 3 displays the themes identified from the responses. The qualitative responses were consistent across the scenarios. To protect participants' anonymity, all quotes are cited in terms of the gender and age of participants (e.g. F, 18 is an 18-year-old female).

6. Discussion

This study extended the TAM to create a model of the factors contributing to individuals' willingness to provide their data to AI. Over half of the participants indicated they were willing to provide their data to AI by participating in data stewardship. The model further explores this finding, demonstrating that trust, benefitting society and understanding of the purpose predict user willingness to provide their data to AI. Finally, the qualitative data further provide insight into the reasoning underlying people's decisions to provide their data.

6.1. Individuals' willingness to participate in data stewardship

Data analysis revealed that more than half of the participants (58.6%) were willing to provide their data to AI. This is a positive finding for AI developers and researchers looking to engage individuals to provide their data. Furthermore, this finding suggests that people are willing to provide their data, which can reduce the existing biases due to the underrepresentation and misrepresentation of minorities. Stakeholders such as researchers and developers should use the following information to make informed decisions in how they recruit individuals for PDS and develop their products.

6.2. Factors that predict user willingness

6.2.1. Trust

As willingness is a pivotal factor underlining decision-making, analysis of the model allows us to understand the elements that drive an individual's decision to participate in data stewardship by providing their data to AI (Thornton, Gibbons, and Gerrard 2002). Fitting with prior research (e.g. Choi 2020; Lockey, Gillespie, and Curtis 2020), trust was a significant positive predictor of willingness to provide data to AI. This finding indicates that, as trust in AI increases, so does willingness to provide data to AI. Similarly, Stracke (2020) writes that the existence of open science facilitates reliability and trust. As such, participatory methods and trust may have a complementary relationship. AI companies must build trust with their consumers to facilitate increased willingness to collaborate via data submission. Continuing relationships, communication,

consistent messaging and action, and regulation are required to ensure public trust Peppin (2022). This finding aligns with research demonstrating a significant positive relationship between trust and AI acceptance (Choi 2020; Kelly, Kaye, and Oviedo-Trespalacios 2022, 2023). Sloane et al. (2020) state that ongoing relationships based on mutual benefit are required to promote and maintain trust between all design and use process members. As such, companies, researchers and governments should build trustworthy data ecosystems to protect against public harm and resistance.

On the other hand, the significance of trust in the model also indicates that distrust in AI can reduce the willingness to participate in data stewardship for AI. As Kaplan et al. (2021) write, distrust in AI refers to the fear of the adverse outcome of the system failing to perform its expected task. For instance, one may distrust the output of a chatbot, potentially reducing use behaviour. Content analysis of qualitative responses showed that 23 participants (20% of those unwilling to provide data) objected to providing their data to AI due to distrust (see Table 3). This finding fits with the quantitative data, which indicated that trust was a significant positive predictor of willingness. Therefore, it stands to reason that people are less willing to provide their data to AI if trust is reduced.

The finding that there was no difference between responses in each condition is noteworthy considering those allocated to the healthcare condition who stated they did not trust the depository of the data contradict the results of prior research, which has shown that health institutions are the most trusted public institutions (Centre for Data Ethics and Innovation 2022). This may be due to the perceived shift from trusting a one-on-one practitioner to distrusting a broader scope of intermediaries, such as large biobanks and big tech (Platt and Kardia 2015). In light of this finding, governmental agencies and private companies must ensure data protection for consumers to safeguard their data, facilitating trust (Richter et al. 2021).

6.2.2. Social duty

Social duty to help others positively and significantly predicted individuals' willingness to provide their data to AI. Therefore, individuals are more likely to participate in data stewardship if they feel their contribution benefits society. This result fits Skatova and Goulding (2019) finding that social duty to benefit others was the strongest predictor of data donation. Interestingly, PU was not a significant predictor in our model, while social duty was a significant predictor of willingness to provide data to AI. It may be

that in the context of PDS, consumers care more about how their data serve others than how it serves their interests. This finding contests prior research that states that people engage in prosocial behaviours due to the desire to improve their social image (Luo and Gao 2022; Septianto et al. 2020) and may be due to the difference in donating data compared to providing data for PDS which offers benefits such as control (i.e., choosing the beneficiary) and potential compensation. The finding of trust and social duty as significant themes parallels the Deloitte and Reform (2018) finding that trust in governmental use of data is driven by the belief that data is used for the benefit of society. As such, it is suggested that companies and organisations wishing to engage consumers in data stewardship should promote how PDS provides societal benefit to encourage this perspective alongside trust.

The qualitative evidence further supports that individuals are willing to participate in data stewardship for AI when they feel it is their social duty to benefit others. Benefitting society was the most frequent theme among participants willing to participate in data stewardship for AI (52 respondents; see Table 3). While the idea of participatory design in health systems is not new (Bietz, Patrick, and Bloss 2019; Donia and Shaw 2021), it is interesting to note that similar themes from health donation research (e.g. blood donation) transfer to AI research (White, Poulsen, and Hyde 2017). Collectively, this research endorses the importance of social benefit to those willing to participate in data stewardship by providing their data to AI.

The qualitative theme of benefitting society frequently overlapped with a similar theme of willingness to provide data to advance technology development across all scenarios. Here, participants demonstrated their logic that more data would create more equitable and robust AI systems, ultimately benefiting society. This theme was apparent across all conditions. The prevalence of individuals willing to provide their data to AI to benefit society and advance technology acceptance points to a desire to serve others. As such, stakeholders such as researchers and developers should aim to prioritise societal interests over individual or organisational gains.

6.2.3. Understanding the purpose

The need to understand the purpose of how data would be used significantly and positively predicted willingness to engage in PDS. As such, participants indicated they would decide to provide data to AI depending on the information provided about the AI and how it would be used. This finding suggests individuals require increased understanding of PDS and are interested in the outcome

and re-purposing of their data after providing it to intermediaries. This result links to recent research in the field, which calls for increased involvement from key stakeholders, such as consumers, in the interpretation and end-use of their data (Araujo et al. 2022; Harrington, Erete, and Piper 2019; Sloane 2019; Sloane et al. 2020). We recommend that companies consider offering educational opportunities and ongoing communication through outreach programs to promote data literacy tailored to the project (Ridsdale et al. 2015). This will enhance their comprehension of the project's data-related objectives.

The significant positive relationship between understanding the purpose of how the data would be used and willingness to provide data to AI can also be identified in the qualitative data as participants expressed both that they were (i) willing to provide their data in the correct context, and that they (ii) objected to PDS due to a lack of knowledge of how it would be used and concerns of privacy breaches. Therefore, as an understanding of the purpose of the data decreases, so does the willingness to provide data for PDS (and vice versa). While prior studies have assessed how pre-existing knowledge of AI impacts trust (Chaudhry, Paquibut, and Chabchoub 2022) and acceptance (Seo and Lee 2021) of AI, this theme appears concerned with knowledge of how the data are used to inform AI after it is submitted.

While it could be anticipated that the need to understand the purpose of the data would be more apparent in the control condition, as participants were given less information than in the healthcare, organisational and education scenarios, it was evident in all scenarios. Overall, individuals may need to be informed of the use of their data or be allowed to control where it goes and how it is interpreted to increase knowledge and, consequently, willingness. Subsequently, it is recommended that more transparency is provided around how data is used, whom it is used by, the access other companies have to it, any risks or benefits and their control over it. Thereby ensuring that users understand the implications of sharing their data.

6.3. The influence of other predictors

6.3.1. Personal characteristics

It is necessary to discuss the non-significant predictors to create a comprehensive overview of the context of the model. Age, race and sexual orientation were not significantly correlated to willingness, and no personal characteristics significantly predicted willingness in the model. While research points to demographic information influencing user attitudes towards AI (Sousa and Beltrão 2021; Yang et al. 2019), this research is

contested by the current study demonstrating these factors did not emerge as influential in the model. It may be that personal characteristics become non-significant when included alongside other significant predictors, such as trust and social duty, which may account for these factors. However, as much of the cited research came from studies assessing AI attitudes (European Commission 2017) and intentions to adopt AI (Chaudhry, Paquibut, and Chabchoub 2022), it may be that these topics diverge from AI PDS research regarding the importance of personal characteristics in predicting willingness. Further research is, therefore, required to substantiate this finding in the context of willingness to provide data for AI PDS.

6.3.2. TAM

Refuting the TAM, neither PU nor PEOU were significant predictors of willingness to provide data for AI via data stewardship. This result contradicts previous research demonstrating the significance of PU and PEOU in predicting behavioural intentions to use AI (Gado et al. 2021; Kelly, Kaye, and Oviedo-Trespalacios 2022). However, unlike these studies, the current research explored user willingness to provide data towards AI via PDS. As such, it may be that PU and PEOU do not predict willingness in this instance. As the dependent variable is more concerned with providing data for AI than using AI, it may be that these variables are less meaningful than when they are used in models that predict the use behaviour of existing AI technology, such as chatbots. More research is needed to test further the applicability of technology acceptance models, such as the TAM, on PDS research for AI.

6.3.3. Guilt

Guilt was the single theme from Skatova and Goulding (2019) scale that was not a significant predictor of willingness. It could be that, while individuals feel guilt when objecting to donating health data, they can differentiate this emotion from their willingness (or objection) to providing data towards AI research. As AI research encompasses a broad range of activities and purposes, the move away from altruistic outcomes (e.g. helping cancer research) could result in this conflict. Further research is required to understand the motivations underlying user reasoning to give data in different contexts.

6.4. User reasoning to provide data to AI

In addition to the themes that align with the significant quantitative predictors, the content analysis

revealed additional themes not captured by the model. For individuals willing to provide their data to AI, 10 stated that this was conditional to being financially compensated. This diverges from the finding that individuals are willing to provide their data due to an altruistic desire to benefit society (Skatova and Goulding 2019). As such, organisations, researchers and governments wishing to elicit user data for AI may have to pay in some circumstances. Nine other participants stated they were interested in the data's outcome and would provide it out of curiosity. The remaining participants said they were indifferent to the topic as they felt it was inevitable. Thus, some people may feel apathetic and be willing to provide their data as they believe it is the path of least resistance. Organisations and researchers seeking to elicit user data for AI can use this information to guide the circumstances in which individuals are willing to participate in data stewardship for AI.

Alternatively, participants who responded that they were not willing to participate in data stewardship listed additional themes such as fear and ethical discomfort with AI. For instance, three participants stated they were against big-technology firms and did not want to support their development. However, under the right circumstances (e.g. not-for-profits), some said they would be willing to provide their data. This is hopeful for organisations and governments looking to elicit user data for philanthropic uses. In light of this research, stakeholders must ensure that users understand the context and purpose of the data to assure them against threats such as providing their data to depositories they do not wish to support.

6.5. Limitations and future recommendations

Limitations must be considered when interpreting the findings of this study. As this paper addresses a novel topic, no models exist to measure willingness to provide data to participate in data stewardship for AI. Therefore, this study used a scale to assess an individual's DDP (Skatova and Goulding 2019). However, in this study, we assessed willingness to provide data. This differs from donating, as there is the expectation of being offered something in return (e.g. compensation). Furthermore, PDS includes the ability to control the beneficiary of the data and remove the data if desired. Despite this, two of the three predictors in this model were significant in the logistic regression, demonstrating the transference between donation and PDS research. On the other hand, the TAM was not a significant predictor in the logistic regression,

signifying that it may not be a complete model for assessing user willingness in the context of PDS. This may be due to using a model that studies behavioural intentions to use technology, in contrast to our dependent variable of willingness to provide data. It is recommended that future research adapt theoretical models from donation literature rather than technology acceptance models, which may not be transferable to study user willingness in this context.

As this study relied on convenience sampling, over half of the sample were first-year psychology students. While some are critical of the use of students as study subjects, previous studies have found that younger adults (e.g. university students) express similar attitudes to older adults (Hoofnagle et al. 2010) and that there is no significant difference between students and non-student samples when researching technology use behaviour (Nadkarni and Gupta 2007). However, it must be noted that this study and the prior research cited were conducted in Westernised countries with educated subjects and may only apply to some cultures. To explore a more diverse range of participants, it is suggested that future research employ alternative sampling techniques and data collection methods.

7. Conclusion

The present study considered the influence of personal characteristics, an extended TAM (with trust and subjective norms) and data donation profile on user willingness to provide data to AI via PDS. To the best of our knowledge, this is the first paper to explore what psychosocial factors predict participatory behaviour in the context of AI. This study confirms that users must trust and comprehend the broader societal impact of AI when providing their data. As such, AI developers should value and promote the wider societal influence of their technology to facilitate an understanding of the benefits of providing data to AI. Furthermore, trust should be fostered between users and AI via the validity and reliability of the technology and the organisation/s. The research also demonstrates that traditional technology acceptance models, such as the TAM, may not provide a comprehensive overview of human behaviour in the context of willingness to provide data. These results contribute to the theoretical literature and can guide organisations, researchers and governments looking to strengthen their AI models via the responsible collection and utilisation of user data.

Notes

1. Generation X are individuals born from 1965 to 1980; Millennials are born from 1981 to 1996; Baby Boomers are born from 1946 to 1964.
2. This paper is a part of a larger research program.
3. This item was selected as the other PEOU item produced spurious results.
4. Please note that gender, race, and sexual orientation were measured as binary items.

Disclosure statement

No potential conflict of interest was reported by the author(s).

Funding

This research did not receive any specific grant from funding agencies in the public, commercial, or not-for-profit sectors.

ORCID

Sage Kelly  <http://orcid.org/0000-0002-1022-0467>

References

- Ajzen, I. 1991. "The Theory of Planned Behavior." *Organizational Behavior and Human Decision Processes* 50 (2): 179–211. doi:10.1016/0749-5978(91)90020-T.
- Ajzen, I., and M. Fishbein. 1975. "A Bayesian Analysis of Attribution Processes." *Psychological Bulletin* 82 (2): 261–277. doi:10.1037/h0076477.
- Andreoni, J. 1990. "Impure Altruism and Donations to Public Goods: A Theory of Warm-Glow Giving." *The Economic Journal* 100 (401): 464–477. doi:10.2307/2234133.
- Andrews, J.E., H. Ward, and J. Yoon. 2021. "UTAUT as a Model for Understanding Intention to Adopt AI and Related Technologies among Librarians." *The Journal of Academic Librarianship* 47 (6): 102437. doi:10.1016/j.acalib.2021.102437.
- Araujo, T., J. Ausloos, W. van Atteveldt, F. Loecherbach, J. Moeller, J. Ohme, D. Trilling, B. van de Velde, C. de Vreese, and K. Welbers. 2022. "Osd2f: An Open-Source Data Donation Framework." *Computational Communication Research* 4 (2): 372–387. doi:10.31235/osf.io/xjk6t.
- Beck, T.W. 2013. "The Importance of a Prior Sample Size Estimation in Strength and Conditioning Research." *Journal of Strength and Conditioning Research* 27 (8): 2323–2337. doi:10.1519/JSC.0b013e318278eea0.
- Belanche, D., L.V. Casalo, and C. Flavian. 2019. "Artificial Intelligence in FinTech: understanding Robo-Advisors Adoption among Customers." *Industrial Management & Data Systems* 119 (7): 1411–1430. doi:10.1108/IMDS-08-2018-0368.
- Bietz, M., K. Patrick, and C. Bloss. 2019. "Data Donation as a Model for Citizen Science Health Research." *Citizen Science: Theory and Practice* 4 (1): 1–11. doi:10.5334/cstp.178.
- Birhane, A., W. Isaac, V. Prabhakaran, M. Díaz, M.C. Elish, I. Gabriel, and S. Mohamed. 2022. "Power to the People? Opportunities and Challenges for Participatory AI." *Equity and Access in Algorithms, Mechanisms, and Optimization* 1–8. doi:10.1145/3551624.3555290.
- Bonney, R., H. Ballard, R. Jordan, E. McCallie, T. Phillips, J. Shirk, C. Wilderman. 2009. *Public Participation in Scientific Research: Defining the Field and Assessing Its Potential for Informal Science Education*. A CAISE Inquiry Group Report. A CAISE Inquiry Group Report.
- Bowerman, B.L., and R.T. O'Connell. 1990. *Linear Statistical Models: An Applied Approach*. USA: Brooks/Cole.
- Buolamwini, J., and T. Gebru. 2018. "Gender Shades: Intersectional Accuracy Disparities in Commercial Gender Classification." Paper presented at the Conference on Fairness, Accountability and Transparency, April, 2020. <https://proceedings.mlr.press/v81/buolamwini18a.html>
- Carlo, G., M.A. Okun, G.P. Knight, and M.R.T. de Guzman. 2005. "The Interplay of Traits and Motives on Volunteering: Agreeableness, Extraversion and Prosocial Value Motivation." *Personality and Individual Differences* 38 (6): 1293–1305. doi:10.1016/j.paid.2004.08.012.
- Centre for Data Ethics and Innovation. 2021. "BritainThinks: Trust in Data" Accessed December, 2022. <https://www.gov.uk/government/publications/britainthinks-trust-in-data>
- Centre for Data Ethics and Innovation. 2022. "Public Attitudes to Data and AI: Tracker Survey." Accessed March, 2023. <https://www.gov.uk/government/publications/public-attitudes-to-data-and-ai-tracker-survey>
- Chan, A., C.T. Okolo, Z. Terner, and A. Wang. 2021. "The Limits of Global Inclusion in AI Development." Accessed March, 2022. <https://arxiv.org/abs/2102.01265>
- Chaudhry, I.S., R.Y. Paquibut, and H. Chabchoub. 2022. "Factors Influencing Employees Trust in AI; It's Adoption at Work: Evidence from United Arab Emirates." In *2022 International Arab Conference on Information Technology (ACIT)*, 1–7. IEEE. doi:10.1109/acit57182.2022.9994226.
- Cheng, T.E., D.Y. Lam, and A.C. Yeung. 2006. "Adoption of Internet Banking: An Empirical Study in Hong Kong." *Decision Support Systems* 42 (3): 1558–1572. doi:10.1016/j.dss.2006.01.002.
- Choi, Y. 2020. "A Study of Employee Acceptance of Artificial Intelligence Technology." *European Journal of Management and Business Economics* 30 (3): 318–330. doi:10.1108/EJMBE-06-2020-0158.
- Choung, H., P. David, and A. Ross. 2022. "Trust in ai and Its Role in the Acceptance of ai Technologies." *International Journal of Human-Computer Interaction* 39 (9): 1727–1739. doi:10.1080/10447318.2022.2050543.
- Chow, A., and B. Perrigo. 2023. "The AI Arms Race is Changing Everything." *Time*. Accessed February, 2023. <https://time.com/6255952/ai-impact-chatgpt-microsoft-google/>.
- Cohen, J. 2013. *Statistical Power Analysis for the Behavioral Sciences*. USA: Academic Press.
- Couldry, N., C. Rodriguez, G. Bolin, J. Cohen, G. Goggin, M.M. Kraidy, K. Iwabuchi, K.-S. Lee, J. Qiu, and I. Volkmer. 2018. "Inequality and Communicative Struggles in Digital Times: A Global Report on Communication for Social Progress." Accessed January, 2023. https://repository.upenn.edu/cgi/viewcontent.cgi?article=1001&context=cargc_strategicdocuments
- Davis, F.D. 1985. *A Technology Acceptance Model for Empirically Testing New End-User Information Systems: Theory and Results*. USA: Massachusetts Institute of Technology.

- Davis, F.D. 1989. "Perceived Usefulness, Perceived Ease of Use, and User Acceptance of Information Technology." *MIS Quarterly* 13 (3): 319–340. doi:10.2307/249008.
- Deloitte and Reform. 2018. "Citizens, Government and Business: The State of the State 2017-18." Accessed January, 2023. <https://www2.deloitte.com/content/dam/Deloitte/uk/Documents/public-sector/deloitte-uk-the-state-of-the-state-report-2017.pdf>
- Dinev, T., and P. Hart. 2006. "An Extended Privacy Calculus Model for e-Commerce Transactions." *Information Systems Research* 17 (1): 61–80. doi:10.1287/isre.1060.0080.
- Donia, J., and J.A. Shaw. 2021. "Co-Design and Ethical Artificial Intelligence for Health: An Agenda for Critical Research and Practice." *Big Data & Society* 8 (2): 205395172110652. doi:10.1177/20539517211065248.
- European Commission. 2017. "Special Eurobarometer 460-Attitudes towards the Impact of Digitisation and Automation on Daily Life." Accessed January, 2023. <https://ec.europa.eu/info/departments/communication>
- European Commission. 2022. "The Digital Services Act Package." Accessed March, 2023. <https://digital-strategy.ec.europa.eu/en/policies/digital-services-act-package>
- Evans, R., and E. Ferguson. 2014. "Defining and Measuring Blood Donor Altruism: A Theoretical Approach from Biology, Economics and Psychology." *Vox Sanguinis* 106 (2): 118–126. doi:10.1111/vox.12080.
- Eyers, J. 2021. *Banks Warned using AI in Loan Assessments could 'Awaken a Zombie'*. Australian Financial Review. <https://www.afr.com/companies/financial-services/banks-warned-using-ai-in-loan-assessments-could-awaken-a-zombie-20210615-p5814i>
- Faul, F., E. Erdfelder, A. Buchner, and A.-G. Lang. 2009. "Statistical Power Analyses Using G*Power 3.1: Tests for Correlation and Regression Analyses." *Behavior Research Methods* 41 (4): 1149–1160. doi:10.3758/BRM.41.4.1149.
- Ferguson, E. 2015. "Mechanism of Altruism Approach to Blood Donor Recruitment and Retention: A Review and Future Directions." *Transfusion Medicine* 25 (4): 211–226. doi:10.1111/tme.12233.
- Ferguson, E., and C. Lawrence. 2016. "Blood Donation and Altruism: The Mechanisms of Altruism Approach." *ISBT Science Series* 11 (S1): 148–157. doi:10.1111/voxs.12209.
- Fietta, V., F. Zecchinato, B. Di Stasi, M. Polato, and M. Monaro. 2022. "Dissociation between Users' Explicit and Implicit Attitudes toward Artificial Intelligence: An Experimental Study." *IEEE Transactions on Human-Machine Systems* 52 (3): 481–489. doi:10.1109/THMS.2021.3125280.
- Fishbein, M. 2008. "A Reasoned Action Approach to Health Promotion." *Medical Decision Making: An International Journal of the Society for Medical Decision Making* 28 (6): 834–844. doi:10.1177/0272989x08326092.
- Fishbein, M., I. Ajzen, and A. Belief. 1975. *Intention and Behavior: An Introduction to Theory and Research*. Reading, MA: Addison-Wesley.
- Gado, S., R. Kempen, K. Lingelbach, and T. Bipp. 2021. "Artificial Intelligence in Psychology: How Can we Enable Psychology Students to Accept and Use Artificial Intelligence?." *Psychology Learning & Teaching* 21 (1): 37–56. doi:10.1177/14757257211037149.
- Gefen, D., Karahanna, E., & Straub, D.W. (2003). Trust and Tam in Online Shopping: An Integrated Model. *MIS Quarterly*, 27(1): 51–90. doi:10.2307/30036519.
- Gibbons, F.X., M. Gerrard, H. Blanton, and D.W. Russell. 1998. "Reasoned Action and Social Reaction: Willingness and Intention as Independent Predictors of Health Risk." *Journal of Personality and Social Psychology* 74 (5): 1164–1180. doi:10.1037/0022-3514.74.5.1164.
- Gillath, O., T. Ai, M.S. Branicky, S. Keshmiri, R.B. Davison, and R. Spaulding. 2021. "Attachment and Trust in Artificial Intelligence." *Computers in Human Behavior* 115: 106607. doi:10.1016/j.chb.2020.106607.
- Gomez Ortega, A., J. Bourgeois, and G. Kortuem. 2022. "Reconstructing Intimate Contexts through Data Donation: A Case Study in Menstrual Tracking Technologies." Paper presented at the NordiCHI '22: Nordic Human-Computer Interaction Conference, Aarhus, Denmark, October 2022. doi:10.1145/3546155.3546646.
- Goyal, M., T. Knackstedt, S. Yan, and S. Hassanpour. 2020. "Artificial Intelligence-Based Image Classification Methods for Diagnosis of Skin Cancer: Challenges and Opportunities." *Computers in Biology and Medicine* 127: 104065. doi:10.1016/j.combiomed.2020.104065. PMC: 33246265.
- Guo, X., X. Han, X. Zhang, Y. Dang, and C. Chen. 2015. "Investigating m-Health Acceptance from a Protection Motivation Theory Perspective: Gender and Age Differences." *Telematics Journal and e-Health* 21 (8): 661–669. doi:10.1089/tmj.2014.0166.
- Gursoy, D., O.H. Chi, L. Lu, and R. Nunkoo. 2019. "Consumers Acceptance of Artificially Intelligent (AI) Device Use in Service Delivery." *International Journal of Information Management* 49: 157–169. doi:10.1016/j.ijinfomgt.2019.03.008.
- Harrington, C., S. Erete, and A.M. Piper. 2019. "Deconstructing Community-Based Collaborative Design: Towards More Equitable Participatory Design Engagements." *Proceedings of the ACM on Human-Computer Interaction* 3 (CSCW): 1–25. doi:10.1145/3359318.
- Hoofnagle, C.J., J. King, S. Li, and J. Turow. 2010. "How Different Are Young Adults from Older Adults When It Comes to Information Privacy Attitudes and Policies?" *SSRN Electronic Journal* 1–20. doi:10.2139/ssrn.1589864.
- Jarrahi, M.H., C. Lutz, K. Boyd, C. Oesterlund, and M. Willis. 2023. "Artificial Intelligence in the Work Context." *Journal of the Association for Information Science and Technology* 74 (3): 303–310. doi:10.1002/asi.24730.
- Kaplan, A.D., T.T. Kessler, J.C. Brill, and P. Hancock. 2021. "Trust in Artificial Intelligence: Meta-Analytic Findings." *Human Factors* 65 (2): 337–359. doi:10.1177/00187208211013988.
- Kapoor, A., and R.S. Whitt. 2021. "Nudging towards Data Equity: The Role of Stewardship and Fiduciaries in the Digital Economy." *SSRN Electronic Journal* 1–18. doi:10.2139/ssrn.3791845.
- Kaye, S.-A., I. Lewis, S. Forward, and P. Delhomme. 2020. "A Priori Acceptance of Highly Automated Cars in Australia, France, and Sweden: A Theoretically-Informed Investigation Guided by the TPB and UTAUT." *Accident Analysis and Prevention* 137: 105441. doi:10.1016/j.aap.2020.105441.
- Kelly, S., S.-A. Kaye, and O. Oviedo-Trespalacios. 2022. "A Multi-Industry Analysis of the Future Use of AI Chatbots." *Human Behavior and Emerging Technologies* 2022: 1–14. doi:10.1155/2022/2552099.
- Kelly, S., S.-A. Kaye, and O. Oviedo-Trespalacios. 2023. "What Factors Contribute to the Acceptance of Artificial Intelligence? A Systematic Review." *Telematics and Informatics* 77: 101925. doi:10.1016/j.tele.2022.101925.

- Lashbrook, A. 2018. *Ai-driven Dermatology could Leave Dark-skinned Patients Behind*. The Atlantic. <https://www.theatlantic.com/health/archive/2018/08/machine-learning-dermatology-skin-color/567619/>
- Lawrence, N., and N. Oh. 2021. "Enabling Data Sharing for Social Benefit through Data Trusts." Accessed March, 2023. <https://gpai.ai/projects/data-governance/data-trusts/enabling-data-sharing-for-social-benefit-through-data-trusts.pdf>
- Leslie, D., A. Mazumder, A. Peppin, M.K. Wolters, and A. Hagerty. 2021. "Does "AI" Stand for Augmenting Inequality in the Era of Covid-19 Healthcare?" *BMJ (Clinical Research ed.)* 372: n304. doi:10.1136/bmj.n304.
- Lin, H.-C., T. Yun-Fang, H. Gwo-Jen, and H. Hsin. 2021. "From Precision Education to Precision Medicine: Factors Affecting Medical Staff's Intention to Learn to Use AI Applications in Hospitals." *Journal of Educational Technology & Society* 24 (1): 123–137. <https://www.jstor.org/stable/26977862>.
- Liu, K., and D. Tao. 2022. "The Roles of Trust, Personalization, Loss of Privacy, and Anthropomorphism in Public Acceptance of Smart Healthcare Services." *Computers in Human Behavior* 127: 107026. doi:10.1016/j.chb.2021.107026.
- Liu, Z., J. Shan, and Y. Pigneur. 2016. "The Role of Personalized Services and Control: An Empirical Evaluation of Privacy Calculus and Technology Acceptance Model in the Mobile Context." *Journal of Information Privacy and Security* 12 (3): 123–144. doi:10.1080/15536548.2016.1206757.
- Lockey, S., N. Gillespie, and S. Curtis. 2020. *Trust in Artificial Intelligence: Australian Insights*. Accessed March, 2023.
- Luo, J., and G. Gao. 2022. "Donor Recognition: A Double-Edged Sword in Charitable Giving." *Journal of Philanthropy and Marketing* 28 (1): 1–20. doi:10.1002/nvsm.1772.
- McMahon, R., and M. Byrne. 2008. "Predicting Donation among an Irish Sample of Donors and Nondonors: Extending the Theory of Planned Behavior." *Transfusion* 48 (2): 321–331. doi:10.1111/j.1537-2995.2007.01526.x.
- Memon, A.M., and A. Memon. 2021. "Exploring Acceptance of Artificial Intelligence Amongst Healthcare Personnel: A Case in a Private Medical Centre." *International Research Journal of Modernization in Engineering Technology and Science* 3 (9): 1–11.
- Meyer-Waarden, B.L., and J. Cloarec. 2021. "Baby, You Can Drive my Car": Psychological Antecedents That Drive Consumers' Adoption of AI-Powered Autonomous Vehicles [Article]." *Technovation* 109: 102348. doi:10.1016/j.technovation.2021.102348.
- Monteith, S., T. Glenn, J. Geddes, P.C. Whybrow, E. Achtyes, and M. Bauer. 2022. "Expectations for Artificial Intelligence (AI) in Psychiatry." *Current Psychiatry Reports* 24 (11): 709–721. doi:10.1007/s11920-022-01378-5.
- Mujcic, R., and A. Leibbrandt. 2018. "Indirect Reciprocity and Prosocial Behaviour: Evidence from a Natural Field Experiment." *The Economic Journal* 128 (611): 1683–1699. doi:10.1111/eoj.12474.
- Mun, Y.Y., J.D. Jackson, J.S. Park, and J.C. Probst. 2006. "Understanding Information Technology Acceptance by Individual Professionals: Toward an Integrative View." *Information & Management* 43 (3): 350–363. doi:10.1016/j.im.2005.08.006.
- Na, S., S. Heo, S. Han, Y. Shin, and Y. Roh. 2022. "Acceptance Model of Artificial Intelligence (ai)-Based Technologies in Construction Firms: Applying the Technology Acceptance Model (Tam) in Combination with the Technology–Organisation–Environment (Toe) Framework." *Buildings* 12 (2): 90. doi:10.3390/buildings12020090.
- Nadkarni, S., & Gupta, R. (2007). "A Task-Based Model of Perceived Website Complexity." *MIS Quarterly* 31 (3): 501–524. doi:10.2307/25148805.
- Nazaretsky, T., M. Ariely, M. Cukurova, and G. Alexandron. 2022. "Teachers' Trust in AI-Powered Educational Technology and a Professional Development Program to Improve It." *British Journal of Educational Technology* 53 (4): 914–931. doi:10.1111/bjet.13232.
- Parkes, E., J. Hardinges, J. Crowe, J. Massey, and S. Moriniere. 2023. "Defining Responsible Data Stewardship." Accessed April 2023. <https://theodi.org/insights/reports/defining-responsible-data-stewardship/>
- Patel, R., A. Peppin, V. Pavel, J. Brennan, I. Parker, and C. Safak. 2021. "Participatory Data Stewardship." Accessed March, 2023. <https://www.adalovelaceinstitute.org/report/participatory-data-stewardship/>
- Peppin, A. 2022. "Who Cares What the Public Think?" <https://www.adalovelaceinstitute.org/evidence-review/public-attitudes-data-regulation/>
- Piantadosi, S.T. 2023. [@spiantado]. *Yes, ChatGPT Is Amazing and Impressive. No, @OpenAI Has Not Come Close to Addressing the Problem of Bias. Filters Appear to be Bypassed with Simple Tricks, and Superficially Masked. And What Is Lurking Inside Is Egregious*. Twitter. Accessed March 2023.
- Pilz, D., and H. Gewald. 2013. "Does Money Matter? Motivational Factors for Participation in Paid-and Non-Profit-Crowdsourcing Communities." Paper presented at the 11th International Conference on Wirtschaftsinformatik, Leipzig, March 2023. <https://twitter.com/spiantado/status/1599462375887114240?lang=en>. https://www.researchgate.net/publication/2708_11012_Does_Money_Matter_Motivational_Factors_for_Participation_in_Paid-and_Non-Profit-Crowdsourcing_Communities
- Platt, J., and S. Kardia. 2015. "Public Trust in Health Information Sharing: Implications for Biobanking and Electronic Health Record Systems." *Journal of Personalized Medicine* 5 (1): 3–21. doi:10.3390/jpm5010003.
- Pomery, E.A., F.X. Gibbons, M. Reis-Bergan, and M. Gerrard. 2009. "From Willingness to Intention: Experience Moderates the Shift from Reactive to Reasoned Behavior." *Personality & Social Psychology Bulletin* 35 (7): 894–908. doi:10.1177/0146167209335166.
- Rafique, H., A.O. Almagrabi, A. Shamim, F. Anwar, and A.K. Bashir. 2020. "Investigating the Acceptance of Mobile Library Applications with an Extended Technology Acceptance Model (Tam)." *Computers & Education* 145: 103732. doi:10.1016/j.compedu.2019.103732.
- Richter, G., C. Borzikowsky, B.F. Hoyer, M. Laudes, and M. Krawczak. 2021. "Secondary Research Use of Personal Medical Data: Patient Attitudes towards Data Donation." *BMC Medical Ethics* 22 (1): 164. doi:10.1186/s12910-021-00728-x.
- Ridsdale, C., J. Rothwell, M. Smit, H. Ali-Hassan, M. Bliemel, D. Irvine, D. Kelley, S. Matwin, and B. Wuetherick. 2015. "Strategies and Best Practices for Data Literacy Education: Knowledge Synthesis Report." Dalhousie University. doi:10.13140/RG.2.1.1922.5044.
- Robertson, A., and M. Maccarone. 2022. "AI Narratives and Unequal Conditions. Analyzing the Discourse of Liminal Expert Voices in Discursive Communicative Spaces."

- Telecommunications Policy* 47 (5): 102462. doi:10.1016/j.tel-pol.2022.102462.
- Schmidhuber, L., D. Hilgers, and K. Randhawa. 2021. "Public Crowdsourcing: Analyzing the Role of Government Feedback on Civic Digital Platforms." *Public Administration* 100 (4): 960–977. doi:10.1111/padm.12811.
- Seger, E., A. Ovadya, B. Garfinkel, D. Siddarth, and A. Dafoe. 2023. "Democratising AI: Multiple Meanings, Goals, and Methods." In *Proceedings of the 2023 AAAI/ACM Conference on AI, Ethics, and Society*, 715–722. doi:10.48550/arXiv.2303.12642.
- Selwyn, N., and B. Gallo Cordoba. 2022. "Australian Public Understandings of Artificial Intelligence." *AI & Society* 37 (4): 1645–1662. doi:10.1007/s00146-021-01268-z.
- Seo, K.H., and J.H. Lee. 2021. "The Emergence of Service Robots at Restaurants: Integrating Trust, Perceived Risk, and Satisfaction." *Sustainability*, 13 (8): 4431. doi:10.3390/su13084431.
- Septianto, F., F. Tjiptono, W. Paramita, and T.M. Chiew. 2020. "The Interactive Effects of Religiosity and Recognition in Increasing Donation." *European Journal of Marketing* 55 (1): 1–26. doi:10.1108/EJM-04-2019-0326.
- Singh, S., and N. Ramakrishnan. 2023. *Is ChatGPT Biased? A Review*. doi:10.31219/osf.io/9xkbu.
- Skatova, A., and J. Goulding. 2019. "Psychology of Personal Data Donation." *PLoS One* 14 (11): e0224240. doi:10.1371/journal.pone.0224240.
- Sloane, M. 2019. "Inequality is the Name of the Game. Thoughts on the Emerging Field of Technology, Ethics and Social Justice." Paper presented at the Weizenbaum Conference 2019 Challenges of Digital Inequity, Berlin, Germany. doi:10.34669/wi.cp.
- Sloane, M., E. Moss, O. Awomolo, and L. Forlano. 2020. "Participation Is Not a Design Fix for Machine Learning." In *Equity and Access in Algorithms, Mechanisms, and Optimization*, 1–6. Washington, DC. doi:10.1145/3551624.3555285.
- Song, Y.W. 2019. "User Acceptance of an Artificial Intelligence (AI) Virtual Assistant: An Extension of the Technology Acceptance Model." Thesis, DDU. <https://search.ebscohost.com/login.aspx?direct=true&db=ddu&AN=194F628A9A233EB6&site=ehost-live&scope=site>.
- Sousa, S., and G. Beltrão. 2021. "Factors Influencing Trust Assessment in Technology." Paper presented at the IFIP Conference on Human-Computer Interaction, Proceedings, Part V, August 30 – September 3, 2021, Bari, Italy. Accessed March, 2022. https://doi.org/10.1007/978-3-030-85607-6_49#Sec2
- Spitale, G., N. Biller-Andorno, and F. Germani. 2023. "AI Model GPT-3 (Dis) Informs us Better than Humans." *arXiv preprint arXiv:2301.11924*.
- Srinivasan, A. 2021. *The Right to Sex*. UK: Bloomsbury Publishing.
- Stracke, C.M. 2020. "Open Science and Radical Solutions for Diversity, Equity and Quality in Research: A Literature Review of Different Research Schools, Philosophies and Frameworks and Their Potential Impact on Science and Education." In 17–37. Singapore: Springer. doi:10.1007/978-981-15-4276-3_2.
- Swisher, K. 2023. On With Kara Swisher. In *Sam Altman on What Makes Him 'Super Nervous' About AI The OpenAI Co-founder Thinks Tools like GPT-4 Will Be Revolutionary. But He's Wary of Downsides*. <https://nymag.com/intelligencer/2023/03/on-with-kara-swisher-sam-altman-on-the-ai-revolution.html>
- Thornton, B., F.X. Gibbons, and M. Gerrard. 2002. "Risk Perception and Prototype Perception: Independent Processes Predicting Risk Behavior." *Personality and Social Psychology Bulletin* 28 (7): 986–999. doi:10.1177/014616720202800711.
- van Eeuwen, M. 2017. "Mobile Conversational Commerce: Messenger Chatbots as the Next Interface between Businesses and Consumers." University of Twente. Accessed March, 2023. <http://purl.utwente.nl/essays/71706>
- van Empelen, P., and G. Kok. 2006. "Condom Use in Steady and Casual Sexual Relationships: Planning, Preparation and Willingness to Take Risks among Adolescents." *Psychology & Health* 21 (2): 165–181. doi:10.1080/14768320500229898.
- Venkatesh, V., and F.D. Davis. 2000. "A Theoretical Extension of the Technology Acceptance Model: Four Longitudinal Field Studies." *Management Science* 46 (2): 186–204. doi:10.1287/mnsc.46.2.186.11926.
- Venkatesh, V., Morris, M.G., Davis, G.B., & Davis, F.D. (2003). User Acceptance of Information Technology: Toward a Unified View. *MIS Quarterly* 27(3): 425–478. doi:10.2307/30036540.
- Walsh, T. 2018. *2062: The World That ai Made*. Australia: La Trobe University Press.
- White, K.M., B.E. Poulsen, and M.K. Hyde. 2017. "Identity and Personality Influences on Donating Money, Time, and Blood." *Nonprofit and Voluntary Sector Quarterly* 46 (2): 372–394. doi:10.1177/0899764016654280.
- Whittlestone, J., R. Nyrupe, A. Anaxandrova, K. Dihal, and S. Cave. 2019. "Ethical and Societal Implications of Algorithms, Data, and Artificial Intelligence: A Roadmap for Research." Accessed December, 2022. <https://www.nuffieldfoundation.org/sites/default/files/files/Ethical-and-Societal-Implications-of-Data-and-AI-report-Nuffield-Foundat.pdf>.
- Wijnhoven, F., M. Ehrenhard, and J. Kuhn. 2015. "Open Government Objectives and Participation Motivations." *Government Information Quarterly* 32 (1): 30–42. doi:10.1016/j.giq.2014.10.002.
- Xiang, Yifan, Lanqin Zhao, Zhenzhen Liu, Xiaohang Wu, Jingjing Chen, Erping Long, Duoru Lin, Yi Zhu, Chuan Chen, Zhuoling Lin, and Haotian Lin. 2020. "Implementation of Artificial Intelligence in Medicine: Status Analysis and Development Suggestions." *Artificial Intelligence in Medicine* 102: 101780. doi:10.2147/PPA.S225952.
- Yang, K., Z. Zeng, H. Peng, and Y. Jiang. 2019. "Attitudes of Chinese Cancer Patients toward the Clinical Use of Artificial Intelligence." *Patient Preference and Adherence* 13: 1867–1875. volume doi:10.2147/ppa.s225952.
- Yigitcanlar, T., K. Degirmenci, and T. Inkinen. 2022. "Drivers behind the Public Perception of Artificial Intelligence: Insights from Major Australian Cities." *AI & Society*: 1–21. doi:10.1007/s00146-022-01566-0.
- Young, A. 2018. "About the Data Stewards Network." Accessed March, 2023. <https://medium.com/data-stewards-network/about-the-data-stewards-network-1cb9db0c0792>

Appendix A

Table A1. Extended technology acceptance model items.

Measurement items	Items	Adapted from
PU	I think AI would be very useful I think AI would improve/enhance my ability to live	Cheng, Lam, and Yeung (2006) Davis (1989) Cheng, Lam, and Yeung (2006) Davis (1989)
PEOU	I think AI would make my daily life easier I think interacting with an AI device would be difficult for me	Cheng, Lam, and Yeung (2006) Davis (1989) Cheng, Lam, and Yeung (2006) Davis (1989)
Trust	I trust AI to make predictions, recommendations, or decisions influencing real or virtual environments AI is a trustworthy channel for me to share my personal details	Choung, David, and Ross (2022) Dinev and Hart (2006) Dinev and Hart (2006)
Subjective norms	If people close to me used AI, I would too Most people who influence my behaviour would think that I should use AI for daily life Most people whose opinions I value would approve of me using AI for daily life	Ajzen (1991) Ajzen (1991) Ajzen (1991)

Appendix B

Table B1. Data donation items.

Measurement items	Items
Social duty to help	1. I would donate my data to AI research because I believe that I have a responsibility to help others. 2. If I receive a request to donate my data to AI research, I would consider it a social responsibility to do so. 3. When I receive a request to donate my data to AI research, I would automatically offer my data. 4. I would donate my data to AI research, even if no gratitude was shown in return. 5. I would donate my data to AI research because I feel that I have a duty to give back to the community.
Understanding the purpose	6. I would make the decision to donate my data to AI research depending on the purpose of research. 7. I would make the decision to donate my data to AI research based on how they would deal with my personal data. 8. I would make the decision to donate my data to AI research based on how the data will be used. 9. Before donating my data to AI research, I would seek to understand the purpose of giving data for research. 10. Before donating my data to AI research, I would seek to understand how my data could help others. 11. I would make a decision to donate my data to AI research depending on what they would do with my data. 12. I would make a decision to donate my data to AI research based on who the data would be shared with.
Guilt, reputation, self-image	13. I would donate my data to AI research as this could relieve some guilt felt for being more fortunate than others. 14. Through donating my data to AI research, I would think of those who are unlucky/ill-fated and this would help me to forget how bad I have been feeling myself. 15. I would donate my data to AI research as I wish to be praised and have good reputation. 16. By donating my data to AI research, I would be able to show people that I am a good and kind person. 17. If I did not donate my data to AI research, I would feel less guilty if others did the same. 18. By taking interest in societal issues through donation of my data to AI research, I would feel less stressed about my own problems.

Adapted from Skatova and Goulding (2019)

Appendix C

Table C1. Scenarios.

Condition	Excerpt
Health care	'This has grave implications when considering AI that is used for health care. It was recently publicised that an AI mole scanner was trained on predominantly Caucasian skin tones, resulting in the machine not detecting cancerous moles on other skin types (e.g. Black, Asian, Indigenous and Hispanic skin tones). This is due to the overrepresentation of cis-gendered, Caucasian men in existing datasets and underrepresentation of other ethnicities, genders and races (to list a few)'.
Organisational	'This has grave implications when considering AI that is used for organisational use. Notably, companies have developed AI-based recruitment systems that filters through resumes, conducts interviews and recommends candidates. For instance, Amazon, used ten-years of employees' data to build a model based on terms frequently found in their resumes Proxies for male candidates based on masculine language began to occur due to the overrepresentation of male resumes in the data. As such, female resumes were downgraded and the system only recommended men'.
Education	'This has grave implications when considering AI that is used for educational use. For instance, Intel has developed AI-software that is used in tandem with Zoom to recognise facial expressions to monitor how students' are interacting with the content. Negative repercussions of this technology arise when considering neurodivergent students, who may avert eye gaze or exhibit other expressions that could be misinterpreted. As such, accurate representation of all students is required to drive successful use of AI in education'.
Control	'To counteract the prevalence of large, foundational models, scholars are calling for the rise of participatory data stewardship (PDS) in AI. PDS encourages individuals, including those who are historically disenfranchised, to regain control and rebalance asymmetries of traditional data collection used to train AI. This occurs via the submission of personal data by an individual for the purpose of training AI. Further, by allowing the individual to control the ownership of their data via private use, pooling their data with likeminded people or as a common good'.

Appendix D

Table D1. Pearson correlation coefficients.

	1	2	3	4	5	6	7	8	9	10	11	12
1. Willingness												
2. Age	-0.053											
3. Gender	0.154***	-0.201***										
4. Race	0.018	0.203***	0.108									
5. Sexual Orientation	0.061	0.105	-0.062	-0.011								
6. Perceived usefulness	0.463***	0.077	-0.163***	0.019	-0.047							
7. Perceived ease of use	0.460***	0.108	-0.168***	0.041	-0.042	-0.720***						
8. Trust	0.552***	0.100	-0.147***	0.027	0.011	-0.591***	-0.527***					
9. Subjective norms	0.475***	0.252***	-0.090	-0.071	0.013	-0.600***	-0.509***	-0.738***				
10. Social duty	0.538***	0.101	-0.071	-0.002	-0.007	-0.564***	-0.492***	-0.664***	-0.567***			
11. Understanding	0.416***	0.086	-0.024	0.010	-0.020	-0.520***	-0.402***	-0.337***	-0.347***	-0.437***		
12. Guilt	0.239***	0.334***	0.120*	-0.039	0.075	-0.286***	-0.279***	-0.498***	-0.515***	-0.581***	-0.113*	

Note. $n = 278$. Gender, race and sexual orientation are measured as binary items.

***Correlation significant at the 0.001 level (two-tailed). *Correlation significant at the 0.05 level (two-tailed).